

The right connection.



flanges australia

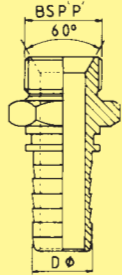
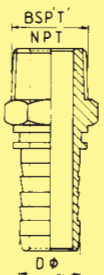
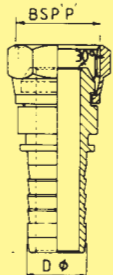
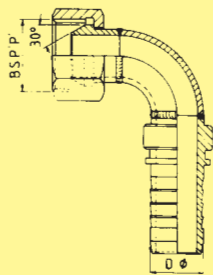
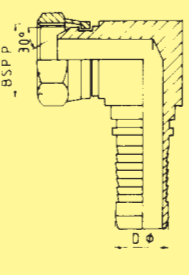
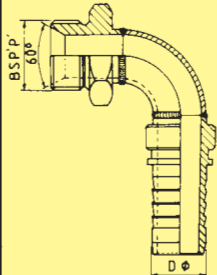
SWAGE FITTINGS IN STAINLESS STEEL

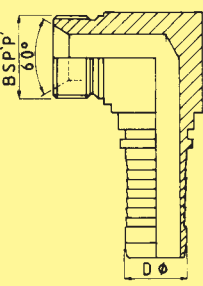
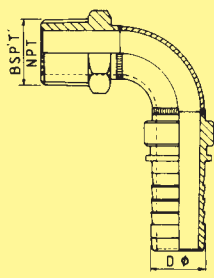
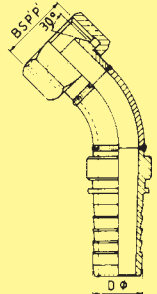
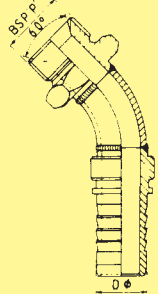
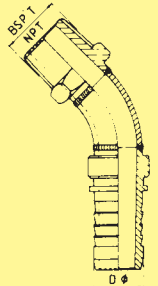
Ph: 61 7 3279 2627
Fax: 61 7 3279 2630
Email: sales@flanges-au.com

Swage Fittings for 1 & 2 Wire Hydraulic Hose, etc.

In Accordance with BS.5200, SAE.J514, NCB.174, DIN, etc.

- *Sizes and types shown are those for which we have found a reasonable demand.
For combinations not shown advise hose size and end fitting detail required when a prompt quotation will be given.*
- *For our actual extensive stock range please see our comprehensive price list, which is available on request.*
- *Fabricated elbows up to and including 3/4" size are socket welded – larger sizes are butt welded. Nuted fittings may have either slip-back or crimp nuts.*
- *Full material certification available for all fittings based on the following specifications:
ASTM.A312.INP.316L (Pipe), ASTM.A269.TP.316/316L (Tube).
ASTM.A240.316L (Plate-Block Elbows), BS.970.316.S11/S31 (Bar Stock).*
- *Entire range machined within our works which are BS.5750.Part 2 certified.*
- *Extensive use is made of CNC machine tools to ensure utmost accuracy and finish.*

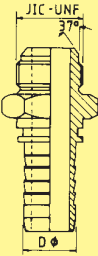
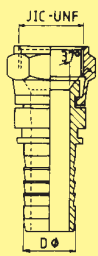
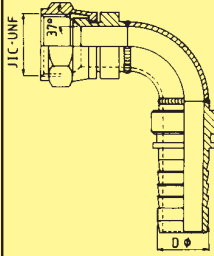
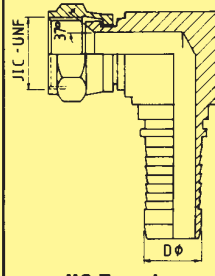
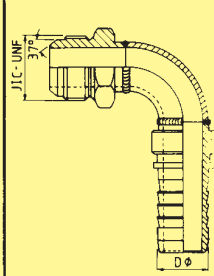
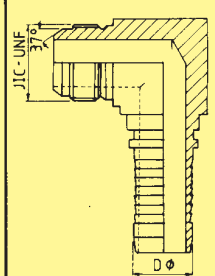
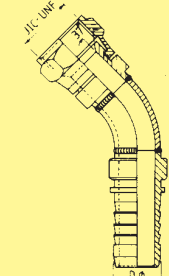
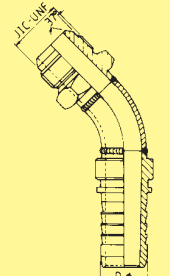
PIPE THREAD SIZE BSP 'P' BSP 'T' NPT	HOSE SIZE 'D' Ø							
		BSP 'P' (CS) Male Spigot	Male Taper Spigot BSP 'T' NPT		BSP (CS) Female Swivel Spigot	BSP (CS) Female Swivel 90° Spigot	BSP (CS) Female Swivel 90° Block Spigot	BSP (CS) Male 90° Spigot
		Part No.	Part No.	Part No.	Part No.	Part No.	Part No.	Part No.
1/8"	3/16"	MCS-250-2-3	MTS-25BT-2-3	MTS-25NT-2-3	FS-250-2-3	E-250-2-3	EB-250-2-3	EMC-250-2-3
1/4"	1/4"	MCS-250-4	MTS-25BT-4	MTS-25NT-4	FS-250-4	E-250-4	EB-250-4	EMC-250-4
3/8"	1/4"	MCS-250-6-4	MTS-25BT-6-4	MTS-25NT-6-4	FS-250-6-4	E-250-6-4	EB-250-6-4	EMC-250-6-4
1/4"	5/16"	MCS-250-4-5	MTS-25BT-4-5	MTS-25NT-4-5	FS-250-4-5	E-250-4-5	EB-250-4-5	EMC-250-4-5
3/8"	5/16"	MCS-250-6-5	MTS-25BT-6-5	MTS-25NT-6-5	FS-250-6-5	E-250-6-5	EB-250-6-5	EMC-250-6-5
3/8"	3/8"	MCS-250-6	MTS-25BT-6	MTS-25NT-6	FS-250-6	E-250-6	EB-250-6	EMC-250-6
1/2"	3/8"	MCS-250-8-6	MTS-25BT-8-6	MTS-25NT-8-6	FS-250-8-6	E-250-8-6	EB-250-8-6	EMC-250-8-6
1/2"	1/2"	MCS-250-8	MTS-25BT-8	MTS-25NT-8	FS-250-8	E-250-8	EB-250-8	EMC-250-8
5/8"	1/2"	MCS-250-10-8	—	—	FS-250-10-8	E-250-10-8	EB-250-10-8	EMC-250-10-8
5/8"	5/8"	MCS-250-10	—	—	FS-250-10	E-250-10	EB-250-10	EMC-250-10
3/4"	5/8"	MCS-250-12-10	MTS-25BT-12-10	MTS-25NT-12-10	FS-250-12-10	E-250-12-10	EB-250-12-10	EMC-250-12-10
3/4"	3/4"	MCS-250-12	MTS-25BT-12	MTS-25NT-12	FS-250-12	E-250-12	EB-250-12	EMC-250-12
1"	3/4"	MCS-250-16-12	MTS-25BT-16-12	MTS-25NT-16-12	FS-250-16-12	E-250-16-12	EB-250-16-12	EMC-250-16-12
1"	1"	MCS-250-16	MTS-25BT-16	MTS-25NT-16	FS-250-16	E-250-16	EB-250-16	EMC-250-16
1 1/4"	1 1/4"	MCS-250-20	MTS-25BT-20	MTS-25NT-20	FS-250-20	E-250-20	EB-250-20	EMC-250-20
1 1/2"	1 1/2"	MCS-250-24	MTS-25BT-24	MTS-25NT-24	FS-250-24	E-250-24	EB-250-24	EMC-250-24
2"	2"	MCS-250-32	MTS-25BT-32	MTS-25NT-32	FS-250-32	E-250-32	EB-250-32	EMC-250-32

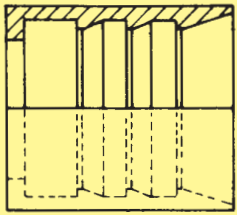
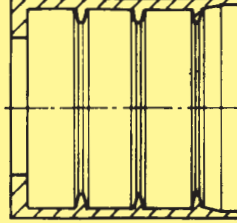
PIPE THREAD SIZE BSP 'P' BSP 'T' NPT	HOSE SIZE 'D' Ø							
		BSP (CS) Male 90° Block Spigot	Male Taper 90° Spigot BSP 'T' NPT		BSP (CS) Female Swivel 45° Spigot	BSP (CS) Male 45° Spigot	Male Taper 45° Spigot BSP 'T' NPT	Part No.
		Part No.	Part No.	Part No.	Part No.	Part No.	Part No.	Part No.
1/8"	3/16"	EBMC-250-2-3	EMT-25BT-2-3	EMT-25NT-2-3	EF-250-2-3	EFMC-250-2-3	EFMT-25BT-2-3	EFMT-25NT-2-3
1/4"	1/4"	EBMC-250-4	EMT-25BT-4	EMT-25NT-4	EF-250-4	EFMC-250-4	EFMT-25BT-4	EFMT-25NT-4
3/8"	1/4"	EBMC-250-6-4	EMT-25BT-6-4	EMT-25NT-6-4	EF-250-6-4	EFMC-250-6-4	EFMT-25BT-6-4	EFMT-25NT-6-4
1/4"	5/16"	EBMC-250-4-5	EMT-25BT-4-5	EMT-25NT-4-5	EF-250-4-5	EFMC-250-4-5	EFMT-25BT-4-5	EFMT-25NT-4-5
3/8"	5/16"	EBMC-250-6-5	EMT-25BT-6-5	EMT-25NT-6-5	EF-250-6-5	EFMC-250-6-5	EFMT-25BT-6-5	EFMT-25NT-6-5
3/8"	3/8"	EBMC-250-6	EMT-25BT-6	EMT-25NT-6	EF-250-6	EFMC-250-6	EFMT-25BT-6	EFMT-25NT-6
1/2"	3/8"	EBMC-250-8-6	EMT-25BT-8-6	EMT-25NT-8-6	EF-250-8-6	EFMC-250-8-6	EFMT-25BT-8-6	EFMT-25NT-8-6
1/2"	1/2"	EBMC-250-8	EMT-25BT-8	EMT-25NT-8	EF-250-8	EFMC-250-8	EFMT-25BT-8	EFMT-25NT-8
5/8"	1/2"	EBMC-250-10-8	—	—	EF-250-10-8	EFMC-250-10-8	—	—
5/8"	5/8"	EBMC-250-10	—	—	EF-250-10	EFMC-250-10	—	—
3/4"	5/8"	EBMC-250-12-10	EMT-25BT-12-10	EMT-25NT-12-10	EF-250-12-10	EFMC-250-12-10	EFMT-25BT-12-10	EFMT-25NT-12-10
3/4"	3/4"	EBMC-250-12	EMT-25BT-12	EMT-25NT-12	EF-250-12	EFMC-250-12	EFMT-25BT-12	EFMT-25NT-12
1"	3/4"	EBMC-250-16-12	EMT-25BT-16-12	EMT-25NT-16-12	EF-250-16-12	EFMC-250-16-12	EFMT-25BT-16-12	EFMT-25NT-16-12
1"	1"	EBMC-250-16	EMT-25BT-16	EMT-25NT-16	EF-250-16	EFMC-250-16	EFMT-25BT-16	EFMT-25NT-16
1 1/4"	1 1/4"	EBMC-250-20	EMT-25BT-20	EMT-25NT-20	EF-250-20	EFMC-250-20	EFMT-25BT-20	EFMT-25NT-20
1 1/2"	1 1/2"	EBMC-250-24	EMT-25BT-24	EMT-25NT-24	EF-250-24	EFMC-250-24	EFMT-25BT-24	EFMT-25NT-24
2"	2"	EBMC-250-32	EMT-25BT-32	EMT-25NT-32	EF-250-32	EFMC-250-32	EFMT-25BT-32	EFMT-25NT-32

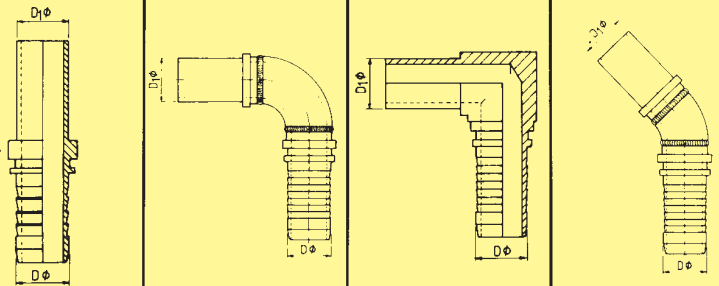
SWAGE FITTINGS IN STAINLESS STEEL

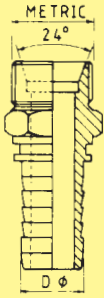
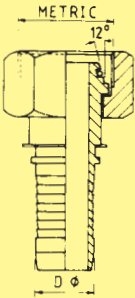
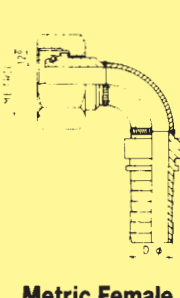
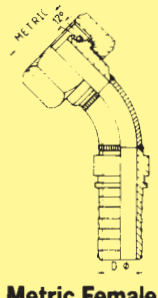
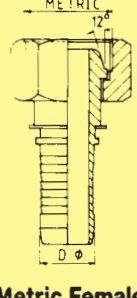
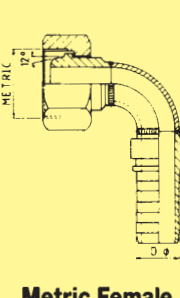
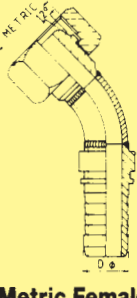


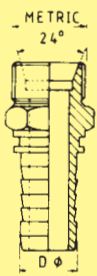
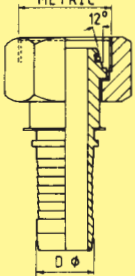
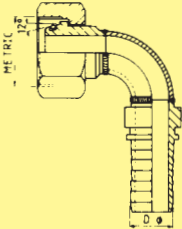
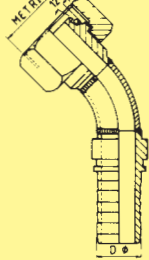
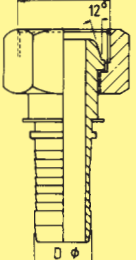
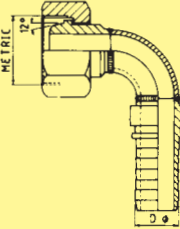
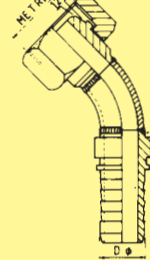
flanges australia

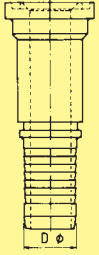
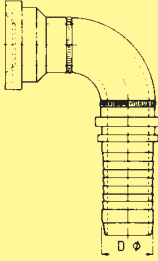
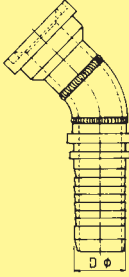
JIC THREAD SIZE UNF (TUBE O.D)	HOSE SIZE 'D' Ø								
		JIC Male Spigot	JIC Female Swivel Spigot	JIC Female Swivel 90° Spigot	JIC Female Swivel 90° Block Spigot	JIC Male 90° Spigot	JIC Male 90° Block Spigot	JIC Female Swivel 45° Spigot	JIC Male 45° Spigot
		Part No.	Part No.	Part No.	Part No.	Part No.	Part No.	Part No.	Part No.
7/16"-20 (1/4")	3/16"	MSJ-250-4-3	FSJ-250-4-3	EJ-250-4-3	EBJ-250-4-3	EMJ-250-4-3	EBMJ-250-4-3	EFJ-250-4-3	EFMJ-250-4-3
7/16"-20 (1/4")	1/4"	MSJ-250-4	FSJ-250-4	EJ-250-4	EBJ-250-4	EMJ-250-4	EBMJ-250-4	EFJ-250-4	EFMJ-250-4
1/2"-20 (5/16")	1/4"	MSJ-250-5-4	FSJ-250-5-4	EJ-250-5-4	EBJ-250-5-4	EMJ-250-5-4	EBMJ-250-5-4	EFJ-250-5-4	EFMJ-250-5-4
1/2"-20 (5/16")	5/16"	MSJ-250-5	FSJ-250-5	EJ-250-5	EBJ-250-5	EMJ-250-5	EBMJ-250-5	EFJ-250-5	EFMJ-250-5
9/16"-18 (3/8")	1/4"	MSJ-250-6-4	FSJ-250-6-4	EJ-250-6-4	EBJ-250-6-4	EMJ-250-6-4	EBMJ-250-6-4	EFJ-250-6-4	EFMJ-250-6-4
9/16"-18 (3/8")	3/8"	MSJ-250-6	FSJ-250-6	EJ-250-6	EBJ-250-6	EMJ-250-6	EBMJ-250-6	EFJ-250-6	EFMJ-250-6
3/4"-16 (1/2")	3/8"	MSJ-250-8-6	FSJ-250-8-6	EJ-250-8-6	EBJ-250-8-6	EMJ-250-8-6	EBMJ-250-8-6	EFJ-250-8-6	EFMJ-250-8-6
3/4"-16 (1/2")	1/2"	MSJ-250-8	FSJ-250-8	EJ-250-8	EBJ-250-8	EMJ-250-8	EBMJ-250-8	EFJ-250-8	EFMJ-250-8
7/8"-14 (5/8")	1/2"	MSJ-250-10-8	FSJ-250-10-8	EJ-250-10-8	EBJ-250-10-8	EMJ-250-10-8	EBMJ-250-10-8	EFJ-250-10-8	EFMJ-250-10-8
7/8"-14 (5/8")	5/8"	MSJ-250-10	FSJ-250-10	EJ-250-10	EBJ-250-10	EMJ-250-10	EBMJ-250-10	EFJ-250-10	EFMJ-250-10
1 1/16"-12 (3/4")	5/8"	MSJ-250-12-10	FSJ-250-12-10	EJ-250-12-10	EBJ-25-12-10	EMJ-250-12-10	EBMJ-250-12-10	EFJ-250-12-10	EFMJ-250-12-10
1 1/16"-12 (3/4")	3/4"	MSJ-250-12	FSJ-250-12	EJ-250-12	EBJ-250-12	EMJ-250-12	EBMJ-250-12	EFJ-250-12	EFMJ-250-12
1 5/16"-12 (1")	3/4"	MSJ-250-16-12	FSJ-250-16-12	EJ-250-16-12	EBJ-250-16-12	EMJ-250-16-12	EBMJ-250-16-12	EFJ-250-16-12	EFMJ-250-16-12
1 5/16"-12 (1")	1"	MSJ-250-16	FSJ-250-16	EJ-250-16	EBJ-250-16	EMJ-250-16	EBMJ-250-16	EFJ-250-16	EFMJ-250-16
1 5/8"-12 (1 1/4")	1 1/4"	MSJ-250-20	FSJ-250-20	EJ-250-20	EBJ-250-20	EMJ-250-20	EBMJ-250-20	EFJ-250-20	EFMJ-250-20
1 7/8"-12 (1 1/2")	1 1/2"	MSJ-250-24	FSJ-250-24	EJ-250-24	EBJ-250-24	EMJ-250-24	EBMJ-250-24	EFJ-250-24	EFMJ-250-24
2 1/2"-12 (2")	2"	MSJ-250-32	FSJ-250-32	EJ-250-32	EBJ-250-32	EMJ-250-32	EBMJ-250-32	EFJ-250-32	EFMJ-250-32

HOSE SIZE				
	Swage Ferrule (Skive)		Swage Ferrule (Non-Skive)	
	R1A Hose	R2A Hose	R1AT Hose	R2AT Hose
	Part No.	Part No.	Part No.	Part No.
3/16"	FR1A-250-3	FR2A-250-3	FR1AT-250-3	FR2AT-250-3
1/4"	FR1A-250-4	FR2A-250-4	FR1AT-250-4	FR2AT-250-4
5/16"	FR1A-250-5	FR2A-250-5	FR1AT-250-5	FR2AT-250-5
3/8"	FR1A-250-6	FR2A-250-6	FR1AT-250-6	FR2AT-250-6
1/2"	FR1A-250-8	FR2A-250-8	FR1AT-250-8	FR2AT-250-8
5/8"	FR1A-250-10	FR2A-250-10	FR1AT-250-10	FR2AT-250-10
3/4"	FR1A-250-12	FR2A-250-12	FR1AT-250-12	FR2AT-250-12
1"	FR1A-250-16	FR2A-250-16	FR1AT-250-16	FR2AT-250-16
1 1/4"	FR1A-250-20	FR2A-250-20	SKIVING RECOMMEND FOR THESE SIZES	
1 1/2"	FR1A-250-24	FR2A-250-24		
2"	FR1A-250-32	FR2A-250-32		

STAND PIPE SIZE 'D' Ø	HOSE SIZE 'D' Ø				
		Straight Spigot Standpipe	90° Swept Spigot Standpipe	90° Block Spigot Standpipe	45° Swept Spigot Standpipe
		Part No.	Part No.	Part No.	Part No.
1/4"	1/4"	SP-250-4	ESP-250-4	EBSP-250-4	EFSP-250-4
6mm	1/4"	SPM-250-6-4	ESPM-250-6-4	EBSPM-250-6-4	EFSPM-250-6-4
8mm	1/4"	SPM-250-8-4	ESPM-250-8-4	EBSPM-250-8-4	EFSPM-250-8-4
8mm	5/16"	SPM-250-8-5	ESPM-250-8-5	EBSPM-250-8-5	EFSPM-250-8-5
3/8"	3/8"	SP-250-6	ESP-250-6		EFSP-250-6
10mm	3/8"	SPM-250-10-6	ESPM-250-10-6	EBSPM-250-10-6	EFSPM-250-10-6
1/2"	3/8"	SP-250-8-6	ESP-250-8-6	EBSP-250-8-6	EFSP-250-8-6
1/2"	1/2"	SP-250-8	ESP-250-8	EBSP-250-8	EFSP-250-8
12mm	3/8"	SPM-250-12-6	ESPM-250-12-6	EBSPM-250-12-6	EFSPM-250-12-6
12mm	1/2"	SPM-250-12-8	ESPM-250-12-8	EBSPM-250-12-8	EFSPM-250-12-8
14mm	1/2"	SPM-250-14-8	ESPM-250-14-8	EBSPM-250-14-8	EFSPM-250-14-8
14mm	5/8"	SPM-250-14-10	ESPM-250-14-10	EBSPM-250-14-10	EFSPM-250-14-10
16mm	3/4"	SPM-250-16-12	ESPM-250-16-12	EBSPM-250-16-12	EFSPM-250-16-12
3/4"	3/4"	SP-250-12	ESP-250-12	EBSP-250-12	EFSP-250-12
20mm	3/4"	SPM-250-20-12	ESPM-250-20-12	EBSPM-250-20-12	EFSPM-250-20-12
25mm	1"	SPM-250-25-16	ESPM-250-25-16	EBSPM-250-25-16	EFSPM-250-25-16
1"	1"	SP-250-16	ESP-250-16	EBSP-250-16	EFSP-250-16

METRIC 'L' SERIES									
THREAD SIZE	TUBE SIZE (mm)	HOSE SIZE 'D' Ø (in)	Metric Male Spigot	Metric Female Swivel 'O.R' Spigot	Metric Female Swivel 90° 'OR' Spigot	Metric Female Swivel 45° 'OR' Spigot	Metric Female Swivel Multi Seal Spigot	Metric Female Swivel 90° Multi Seal Spigot	Metric Female Swivel 45° Multi Seal Spigot
			Part No.	Part No.	Part No.	Part No.	Part No.	Part No.	Part No.
M14 x 1.5	8	1/4"	MCSM-250-8L-14-4	FSMO-250-8L-14-4	EMO-250-8L-14-4	EFMO-250-8L-14-4	FSMM-250-8L-14-4	EMM-250-8L-14-4	EFMM-250-8L-14-4
M16 x 1.5	10	1/4"	MCSM-250-10L-16-4	FSMO-250-10L-16-4	EMO-250-10L-16-4	EFMO-250-10L-16-4	FSMM-250-10L-16-4	EMM-250-10L-16-4	EFMM-250-10L-16-4
M16 x 1.5	10	5/16"	MCSM-250-10L-16-5	FSMO-250-10L-16-5	EMO-250-10L-16-5	EFMO-250-10L-16-5	FSMM-250-10L-16-5	EMM-250-10L-16-5	EFMM-250-10L-16-5
M18 x 1.5	12	5/16"	MCSM-250-12L-18-5	FSMO-250-12L-18-5	EMO-250-12L-18-5	EFMO-250-12L-18-5	FSMM-250-12L-18-5	EMM-250-12L-18-5	EFMM-250-12L-18-5
M18 x 1.5	12	3/8"	MCSM-250-12L-18-6	FSMO-250-12L-18-6	EMO-250-12L-18-6	EFMO-250-12L-18-6	FSMM-250-12L-18-6	EMM-250-12L-18-6	EFMM-250-12L-18-6
M22 x 1.5	15	3/8"	MCSM-250-15L-22-6	FSMO-250-15L-22-6	EMO-250-15L-22-6	EFMO-250-15L-22-6	FSMM-250-15L-22-6	EMM-250-15L-22-6	EFMM-250-15L-22-6
M22 x 1.5	15	1/2"	MCSM-250-15L-22-8	FSMO-250-15L-22-8	EMO-250-15L-22-8	EFMO-250-15L-22-8	FSMM-250-15L-22-8	EMM-250-15L-22-8	EFMM-250-15L-22-8
M26 x 1.5	18	1/2"	MCSM-250-18L-26-8	FSMO-250-18L-26-8	EMO-250-18L-26-8	EFMO-250-18L-26-8	FSMM-250-18L-26-8	EMM-250-18L-26-8	EFMM-250-18L-26-8
M26 x 1.5	18	5/8"	MCSM-250-18L-26-10	FSMO-250-18L-26-10	EMO-250-18L-26-10	EFMO-250-18L-26-10	FSMM-250-18L-26-10	EMM-250-18L-26-10	EFMM-250-18L-26-10
M30 x 2.0	22	5/8"	MCSM-250-22L-30-10	FSMO-250-22L-30-10	EMO-250-22L-30-10	EFMO-250-22L-30-10	FSMM-250-22L-30-10	EMM-250-22L-30-10	EFMM-250-22L-30-10
M30 x 2.0	22	3/4"	MCSM-250-22L-30-12	FSMO-250-22L-30-12	EMO-250-22L-30-12	EFMO-250-22L-30-12	FSMM-250-22L-30-12	EMM-250-22L-30-12	EFMM-250-22L-30-12
M36 x 2.0	28	3/4"	MCSM-250-28L-36-12	FSMO-250-28L-36-12	EMO-250-28L-36-12	EFMO-250-28L-36-12	FSMM-250-28L-36-12	EMM-250-28L-36-12	EFMM-250-28L-36-12
M36 x 2.0	28	1"	MCSM-250-28L-36-16	FSMO-250-28L-36-16	EMO-250-28L-36-16	EFMO-250-28L-36-16	FSMM-250-28L-36-16	EMM-250-28L-36-16	EFMM-250-28L-36-16
M45 x 2.0	35	1"	MCSM-250-35L-45-16	FSMO-250-35L-45-16	EMO-250-35L-45-16	EFMO-250-35L-45-16	FSMM-250-35L-45-16	EMM-250-35L-45-16	EFMM-250-35L-45-16
M45 x 2.0	35	1 1/4"	MCSM-250-35L-45-20	FSMO-250-35L-45-20	EMO-250-35L-45-20	EFMO-250-35L-45-20	FSMM-250-35L-45-20	EMM-250-35L-45-20	EFMM-250-35L-45-20
M52 x 2.0	42	1 1/4"	MCSM-250-42L-52-20	FSMO-250-42L-52-20	EMO-250-42L-52-20	EFMO-250-42L-52-20	FSMM-250-42L-52-20	EMM-250-42L-52-20	EFMM-250-42L-52-20
M52 x 2.0	42	1 1/2"	MCSM-250-42L-52-24	FSMO-250-42L-52-24	EMO-250-42L-52-24	EFMO-250-42L-52-24	FSMM-250-42L-52-24	EMM-250-42L-52-24	EFMM-250-42L-52-24

METRIC 'S' SERIES									
THREAD SIZE	TUBE SIZE (mm)	HOSE SIZE 'D' Ø (ins)	Metric Male Spigot	Metric Female Swivel 'OR' Spigot	Metric Female Swivel 90° 'OR' Spigot	Metric Female Swivel 45° 'OR' Spigot	Metric Female Swivel Multi Seal Spigot	Metric Female Swivel 90° Multi Seal Spigot	Metric Female Swivel 45° Multi Seal Spigot
			Part No.	Part No.	Part No.	Part No.	Part No.	Part No.	Part No.
M14 x 1.5	6	1/4"	MCSM-250-6S-14-4	FSMO-250-6S-14-4	EMO-250-6S-14-4	EFMO-250-6S-14-4	FSMM-250-6S-14-4	EMM-250-6S-14-4	EFMM-250-6S-14-4
M16 x 1.5	8	5/16"	MCSM-250-8S-16-5	FSMO-250-8S-16-5	EMO-250-8S-16-5	EFMO-250-8S-16-5	FSMM-250-8S-16-5	EMM-250-8S-16-5	EFMM-250-8S-16-5
M16 x 1.5	8	3/8"	MCSM-250-8S-16-6	FSMO-250-8S-16-6	EMO-250-8S-16-6	EFMO-250-8S-16-6	FSMM-250-8S-16-6	EMM-250-8S-16-6	EFMM-250-8S-16-6
M18 x 1.5	10	5/16"	MCSM-250-10S-18-5	FSMO-250-10S-18-5	EMO-250-10S-18-5	EFMO-250-10S-18-5	FSMM-250-10S-18-5	EMM-250-10S-18-5	EFMM-250-10S-18-5
M18 x 1.5	10	3/8"	MCSM-250-10S-18-6	FSMO-250-10S-18-6	EMO-250-10S-18-6	EFMO-250-10S-18-6	FSMM-250-10S-18-6	EMM-250-10S-18-6	EFMM-250-10S-18-6
M20 x 1.5	12	3/8"	MCSM-250-12S-20-6	FSMO-250-12S-20-6	EMO-250-12S-20-6	EFMO-250-12S-20-6	FSMM-250-12S-20-6	EMM-250-12S-20-6	EFMM-250-12S-20-6
M20 x 1.5	12	1/2"	MCSM-250-12S-20-8	FSMO-250-12S-20-8	EMO-250-12S-20-8	EFMO-250-12S-20-8	FSMM-250-12S-20-8	EMM-250-12S-20-8	EFMM-250-12S-20-8
M22 x 1.5	14	3/8"	MCSM-250-14S-22-6	FSMO-250-14S-22-6	EMO-250-14S-22-6	EFMO-250-14S-22-6	FSMM-250-14S-22-6	EMM-250-14S-22-6	EFMM-250-14S-22-6
M22 x 1.5	14	1/2"	MCSM-250-14S-22-8	FSMO-250-14S-22-8	EMO-250-14S-22-8	EFMO-250-14S-22-8	FSMM-250-14S-22-8	EMM-250-14S-22-8	EFMM-250-14S-22-8
M24 x 1.5	16	1/2"	MCSM-250-16S-24-8	FSMO-250-16S-24-8	EMO-250-16S-24-8	EFMO-250-16S-24-8	FSMM-250-16S-24-8	EMM-250-16S-24-8	EFMM-250-16S-24-8
M24 x 1.5	16	5/8"	MCSM-250-16S-24-10	FSMO-250-16S-24-10	EMO-250-16S-24-10	EFMO-250-16S-24-10	FSMM-250-16S-24-10	EMM-250-16S-24-10	EFMM-250-16S-24-10
M30 x 2.0	20	5/8"	MCSM-250-20S-30-10	FSMO-250-20S-30-10	EMO-250-20S-30-10	EFMO-250-20S-30-10	FSMM-250-20S-30-10	EMM-250-20S-30-10	EFMM-250-20S-30-10
M30 x 2.0	20	3/4"	MCSM-250-20S-30-12	FSMO-250-20S-30-12	EMO-250-20S-30-12	EFMO-250-20S-30-12	FSMM-250-20S-30-12	EMM-250-20S-30-12	EFMM-250-20S-30-12
M36 x 2.0	25	3/4"	MCSM-250-25S-36-12	FSMO-250-25S-36-12	EMO-250-25S-36-12	EFMO-250-25S-36-12	FSMM-250-25S-36-12	EMM-250-25S-36-12	EFMM-250-25S-36-12
M36 x 2.0	25	1"	MCSM-250-25S-36-16	FSMO-250-25S-36-16	EMO-250-25S-36-16	EFMO-250-25S-36-16	FSMM-250-25S-36-16	EMM-250-25S-36-16	EFMM-250-25S-36-16
M42 x 2.0	30	1"	MCSM-250-30S-42-16	FSMO-250-30S-42-16	EMO-250-30S-42-16	EFMO-250-30S-42-16	FSMM-250-30S-42-16	EMM-250-30S-42-16	EFMM-250-30S-42-16
M52 x 2.0	38	1 1/4"	MCSM-250-38S-52-20	FSMO-250-38S-52-20	EMO-250-38S-52-20	EFMO-250-38S-52-20	FSMM-250-38S-52-20	EMM-250-38S-52-20	EFMM-250-38S-52-20

SAE FLANGE SIZE	HOSE SIZE 'D' Ø						
		SAE Flange Head Straight Spigot		SAE Flange Head 90° Spigot		SAE Flange Head 45° Spigot	
		3000 lb	6000 lb	3000 lb	6000 lb	3000 lb	6000 lb
		Part No.	Part No.	Part No.	Part No.	Part No.	Part No.
1/2"	1/4"	FHS-3-250-8-4	FHS-6-250-8-4	EFH-3-250-8-4	EFH-6-250-8-4	EFFH-3-250-8-4	EFFH-6-250-8-4
1/2"	5/16"	FHS-3-250-8-5	FHS-6-250-8-5	EFH-3-250-8-5	EFH-6-250-8-5	EFFH-3-250-8-5	EFFH-6-250-8-5
1/2"	3/8"	FHS-3-250-8-6	FHS-6-250-8-6	EFH-3-250-8-6	EFH-6-250-8-6	EFFH-3-250-8-6	EFFH-6-250-8-6
1/2"	1/2"	FHS-3-250-8	FHS-6-250-8	EFH-3-250-8	EFH-6-250-8	EFFH-3-250-8	EFFH-6-250-8
3/4"	3/8"	FHS-3-250-12-6	FHS-6-250-12-6	EFH-3-250-12-6	EFH-6-250-12-6	EFFH-3-250-12-6	EFFH-6-250-12-6
3/4"	1/2"	FHS-3-250-12-8	FHS-6-250-12-8	EFH-3-250-12-8	EFH-6-250-12-8	EFFH-3-250-12-8	EFFH-6-250-12-8
3/4"	5/8"	FHS-3-250-12-10	FHS-6-250-12-10	EFH-3-250-12-10	EFH-6-250-12-10	EFFH-3-250-12-10	EFFH-6-250-12-10
3/4"	3/4"	FHS-3-250-12	FHS-6-250-12	EFH-3-250-12	EFH-6-250-12	EFFH-3-250-12	EFFH-6-250-12
1"	5/8"	FHS-3-250-16-10	FHS-6-250-16-10	EFH-3-250-16-10	EFH-6-250-16-10	EFFH-3-250-16-10	EFFH-6-250-16-10
1"	3/4"	FHS-3-250-16-12	FHS-6-250-16-12	EFH-3-250-16-12	EFH-6-250-16-12	EFFH-3-250-16-12	EFFH-6-250-16-12
1"	1"	FHS-3-250-16	FHS-6-250-16	EFH-3-250-16	EFH-6-250-16	EFFH-3-250-16	EFFH-6-250-16
1 1/4"	1"	FHS-3-250-20-16	FHS-6-250-20-16	EFH-3-250-20-16	EFH-6-250-20-16	EFFH-3-250-20-16	EFFH-6-250-20-16
1 1/4"	1 1/4"	FHS-3-250-20	FHS-6-250-20	EFH-3-250-20	EFH-6-250-20	EFFH-3-250-20	EFFH-6-250-20
1 1/2"	1 1/4"	FHS-3-250-24-20	FHS-6-250-24-20	EFH-3-250-24-20	EFH-6-250-24-20	EFFH-3-250-24-20	EFFH-6-250-24-20
1 1/2"	1 1/2"	FHS-3-250-24	FHS-6-250-24	EFH-3-250-24	EFH-6-250-24	EFFH-3-250-24	EFFH-6-250-24
2"	1 1/2"	FHS-3-250-32-24	FHS-6-250-32-24	EFH-3-250-32-24	EFH-6-250-32-24	EFFH-3-250-32-24	EFFH-6-250-32-24
2"	2"	FHS-3-250-32	FHS-6-250-32	EFH-3-250-32	EFH-6-250-32	EFFH-3-250-32	EFFH-6-250-32