

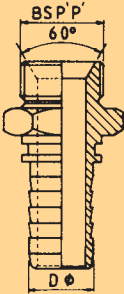
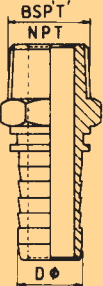
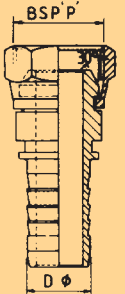
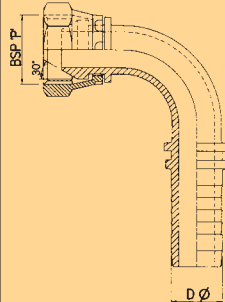
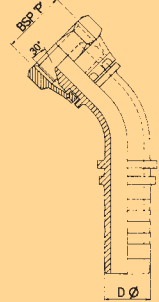
*The right connection.*



**flanges australia**

***SWAGE FITTINGS FOR R9R  
HOSE IN 316 STAINLESS STEEL***

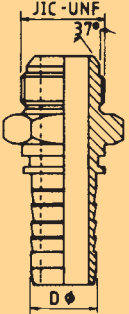
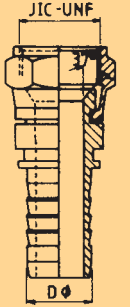
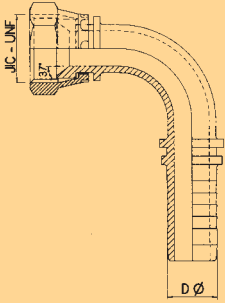
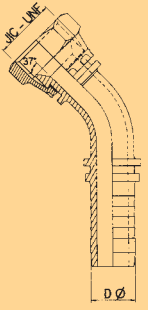
Ph: 61 7 3279 2627  
Fax: 61 7 3279 2630  
Email: [sales@flanges-au.com](mailto:sales@flanges-au.com)

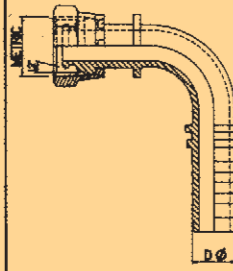
PIPE THREAD SIZE BSP'P' BSP'T' NPT	HOSE SIZE 'D' Ø						
		BSP'P' (CS) MALE SPIGOT	MALE TAPER SPIGOT BSP'T'	NPT	BSP (CS) FEMALE SWIVEL SPIGOT	BSP (CS) FEMALE SWIVEL 90° SPIGOT	BSP (CS) FEMALE SWIVEL 45° SPIGOT
		Part No.	Part No.	Part No.	Part No.	Part No.	Part No.
1/4"	1/4"	MCS9-250-4	MTS9-25BT-4	MTS9-25NT-4	FS9-250-4	E9-250-4	EF9-250-4
3/8"	3/8"	MCS9-250-6	MTS9-25BT-6	MTS9-25NT-6	FS9-250-6	E9-250-6	EF9-250-6
1/2"	1/2"	MCS9-250-8	MTS9-25BT-8	MTS9-25NT-8	FS9-250-8	E9-250-8	EF9-250-8
5/8"	5/8"	MCS9-250-10	—	—	FS9-250-10	E9-250-10	EF9-250-10
3/4"	3/4"	MCS9-250-12	MTS9-25BT-12	MTS9-25NT-12	FS9-250-12	E9-250-12	EF9-250-12
1"	1"	MCS9-250-16	MTS9-25BT-16	MTS9-25NT-16	FS9-250-16	E9-250-16	EF9-250-16
1 1/4"	1 1/4"	<b>For these sizes use wire trap (external/internal) design as shown in Custom Fittings leaflet no. CF102a 1999</b>					
1 1/2"	1 1/2"						
2"	2"						

## Swage Fittings for R9R Hydraulic Hose

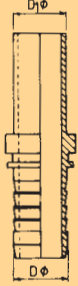
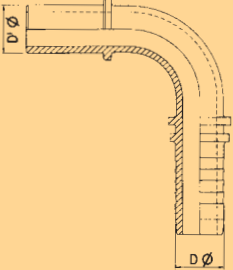
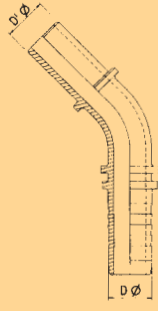
- Range shown is based on popular demand; however any combination/variation can readily be supplied.
- For our stock range see our comprehensive price list detailing stock items.
- Elbows will generally be of one piece formed construction, but taking account of tooling limitations, small quantity specials could be of fabricated form.
- Full material certificates available throughout.

# SWAGE FITTINGS FOR R9R HOSE IN 316 STAINLESS STEEL

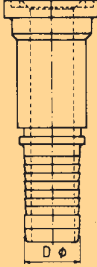
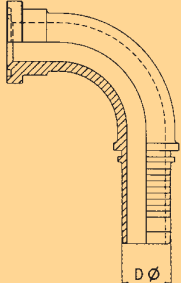
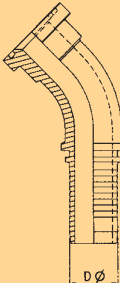
JIC THREAD SIZE UNF (TUBE OD)	HOSE SIZE 'D' Ø				
		JIC MALE SPIGOT	JIC FEMALE SWIVEL SPIGOT	JIC FEMALE SWIVEL 90° SPIGOT	JIC FEMALE SWIVEL 45° SPIGOT
		Part No.	Part No.	Part No.	Part No.
7/16"-20 (1/4")	1/4"	MSJ9-250-4	FSJ9-250-4	EJ9-250-4	EFJ9-250-4
1/2"-20 (5/16")	1/4"	MSJ9-250-5-4	FSJ9-250-5-4	EJ9-250-5-4	EFJ9-250-5-4
9/16"-18 (3/8")	3/8"	MSJ9-250-6	FSJ9-250-6	EJ9-250-6	EFJ9-250-6
3/4"-16 (1/2")	1/2"	MSJ9-250-8	FSJ9-250-8	EJ9-250-8	EFJ9-250-8
7/8"-14 (5/8")	5/8"	MSJ9-250-10	FSJ9-250-10	EJ9-250-10	EFJ9-250-10
1 1/16"-12 (3/4")	3/4"	MSJ9-250-12	FSJ9-250-12	EJ9-250-12	EFJ9-250-12
1 1/4"-12 (1")	1"	MSJ9-250-16	FSJ9-250-16	EJ9-250-16	EFJ9-250-16
1 5/8"-12 (1 1/4")	1 1/4"	<b>For these sizes use wire trap (external/internal) design as shown in Custom Fittings leaflet no. CF102a 1999</b>			
1 7/8"-12 (1 1/2")	1 1/2"				

HOSE SIZE	
	SWAGE FERRULE
Part No.	
1/4"	FS9R-250-4
3/8"	FS9R-250-6
1/2"	FS9R-250-8
5/8"	FS9R-250-10
3/4"	FS9R-250-12
1"	FS9R-250-16
1 1/4"	<b>See leaflet no. CF102a 1999</b>
1 1/2"	
2"	

# SWAGE FITTINGS FOR R9R HOSE IN 316 STAINLESS STEEL

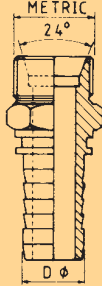
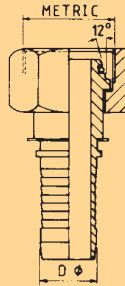
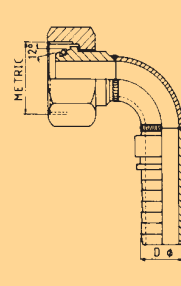
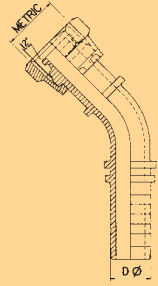
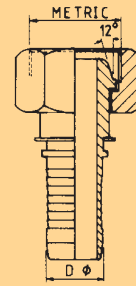
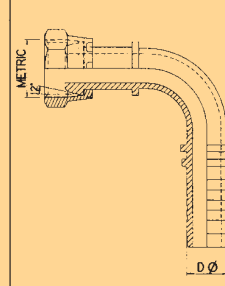
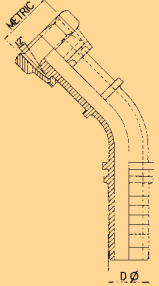
STAND PIPE SIZE 'D <sub>1</sub> ' Ø	HOSE SIZE 'D' Ø			
		STRAIGHT SPIGOT STAND PIPE	90° SWEPT SPIGOT STAND PIPE	45° SWEPT SPIGOT STAND PIPE
		Part No.	Part No.	Part No.
1/4"	1/4"	SP9-250-4	ESP9-250-4	EFSP9-250-4
6mm	1/4"	SPM9-250-6-4	ESPM9-250-6-4	EFSPM9-250-6-4
8mm	1/4"	SPM9-250-8-4	ESPM9-250-8-4	EFSPM9-250-8-4
3/8"	3/8"	SP9-250-6	ESP9-250-6	EFSP9-250-6
10mm	3/8"	SPM9-250-10-6	ESPM9-250-10-6	EFSPM9-250-10-6
1/2"	3/8"	SP9-250-8-6	ESP9-250-8-6	EFSP9-250-8-6
1/2"	1/2"	SP9-250-8	ESP9-250-8	EFSP9-250-8
12mm	3/8"	SPM9-250-12-6	ESPM9-250-12-6	EFSPM9-250-12-6
12mm	1/2"	SPM9-250-12-8	ESPM9-250-12-8	EFSPM9-250-12-8
14mm	1/2"	SPM9-250-14-8	ESPM9-250-14-8	EFSPM9-250-14-8
14mm	5/8"	SPM9-250-14-10	ESPM9-250-14-10	EFSPM9-250-14-10
16mm	3/4"	SPM9-250-16-12	ESPM9-250-16-12	EFSPM9-250-16-12
3/4"	3/4"	SP9-250-12	ESP9-250-12	EFSP9-250-12
20mm	3/4"	SPM9-250-20-12	ESPM9-250-20-12	EFSPM9-250-20-12
25mm	1"	SPM9-250-25-16	ESPM9-250-25-16	EFSPM9-250-25-16
1"	1"	SP9-250-16	ESP9-250-16	EFSP9-250-16

# SWAGE FITTINGS FOR R9R HOSE IN 316 STAINLESS STEEL

SAE FLANGE SIZE	HOSE SIZE 'D' Ø						
		SAE FLANGE HEAD STRAIGHT SPIGOT		SAE FLANGE HEAD 90° SPIGOT		SAE FLANGE HEAD 45° SPIGOT	
		3000lb	6000lb	3000lb	6000lb	3000lb	6000lb
		Part No.	Part No.	Part No.	Part No.	Part No.	Part No.
1/2"	1/4"	FHS9-3-250-8-4	FHS9-6-250-8-4	EFH9-3-250-8-4	EFH9-6-250-8-4	EFFH9-3-250-8-4	EFFH9-6-250-8-4
1/2"	3/8"	FHS9-3-250-8-6	FHS9-6-250-8-6	EFH9-3-250-8-6	EFH9-6-250-8-6	EFFH9-3-250-8-6	EFFH9-6-250-8-6
1/2"	1/2"	FHS9-3-250-8	FHS9-6-250-8	EFH9-3-250-8	EFH9-6-250-8	EFFH9-3-250-8	EFFH9-6-250-8
3/4"	3/8"	FHS9-3-250-12-6	FHS9-6-250-12-6	EFH9-3-250-12-6	EFH9-6-250-12-6	EFFH9-3-250-12-6	EFFH9-6-250-12-6
3/4"	1/2"	FHS9-3-250-12-8	FHS9-6-250-12-8	EFH9-3-250-12-8	EFH9-6-250-12-8	EFFH9-3-250-12-8	EFFH9-6-250-12-8
3/4"	5/8"	FHS9-3-250-12-10	FHS9-6-250-12-10	EFH9-3-250-12-10	EFH9-6-250-12-10	EFFH9-3-250-12-10	EFFH9-6-250-12-10
3/4"	3/4"	FHS9-3-250-12	FHS9-6-250-12	EFH9-3-250-12	EFH9-6-250-12	EFFH9-3-250-12	EFFH9-6-250-12
1"	1/2"	FHS9-3-250-16-8	FHS9-6-250-16-8	EFH9-3-250-16-8	EFH9-6-250-16-8	EFFH9-3-250-16-8	EFFH9-6-250-16-8
1"	5/8"	FHS9-3-250-16-10	FHS9-6-250-16-10	EFH9-3-250-16-10	EFH9-6-250-16-10	EFFH9-3-250-16-10	EFFH9-6-250-16-10
1"	3/4"	FHS9-3-250-16-12	FHS9-6-250-16-12	EFH9-3-250-16-12	EFH9-6-250-16-12	EFFH9-3-250-16-12	EFFH9-6-250-16-12
1"	1"	FHS9-3-250-16	FHS9-6-250-16	EFH9-3-250-16	EFH9-6-250-16	EFFH9-3-250-16	EFFH9-6-250-16
1 1/4"	1"	FHS9-3-250-20-16	FHS9-6-250-20-16	EFH9-3-250-20-16	EFH9-6-250-20-16	EFFH9-3-250-20-16	EFFH9-6-250-20-16
1 1/4"	1 1/2"	<b>For these sizes use wire trap (external/internal) design as shown in Custom Fittings leaflet no. CF102a 1999</b>					
1 1/2"	1 1/2"						
1 1/2"	1 1/2"						
2"	1 1/2"						
2"	2"						

# SWAGE FITTINGS FOR R9R HOSE IN 316 STAINLESS STEEL



METRIC 'S' SERIES									
			METRIC MALE SPIGOT	METRIC FEMALE SWIVEL 'OR' SPIGOT	METRIC FEMALE SWIVEL 90° 'OR' SPIGOT	METRIC FEMALE SWIVEL 45° 'OR' SPIGOT	METRIC FEMALE SWIVEL MULTI SEAL SPIGOT	METRIC FEMALE SWIVEL 90° MULTI SEAL SPIGOT	METRIC FEMALE SWIVEL 45° MULTI SEAL SPIGOT
THREAD SIZE	TUBE SIZE (mm)	HOSE SIZE 'D' Ø (ins)	Part No.	Part No.	Part No.	Part No.	Part No.	Part No.	Part No.
M14 x 1.5	6	¼"	MCSM9-250-6S-14-4	FSM09-250-6S-14-4	EM09-250-6S-14-4	EFM09-250-6S-14-4	FSMM9-250-6S-14-4	EMM9-250-6S-14-4	EFMM9-250-6S-14-4
M16 x 1.5	8	¼"	MCSM9-250-8S-16-4	FSM09-250-8S-16-4	EM09-250-8S-16-4	EFM09-250-8S-16-4	FSMM9-250-8S-16-4	EMM9-250-8S-16-4	EFMM9-250-8S-16-4
M18 x 1.5	10	⅜"	MCSM9-250-10S-18-6	FSM09-250-10S-18-6	EM09-250-10S-18-6	EFM09-250-10S-18-6	FSMM9-250-10S-18-6	EMM9-250-10S-18-6	EFMM9-250-10S-18-6
M20 x 1.5	12	½"	MCSM9-250-12S-20-8	FSM09-250-12S-20-8	EM09-250-12S-20-8	EFM09-250-12S-20-8	FSMM9-250-12S-20-8	EMM9-250-12S-20-8	EFMM9-250-12S-20-8
M22 x 1.5	14	½"	MCSM9-250-14S-22-8	FSM09-250-14S-22-8	EM09-250-14S-22-8	EFM09-250-14S-22-8	FSMM9-250-14S-22-8	EMM9-250-14S-22-8	EFMM9-250-14S-22-8
M24 x 1.5	16	⅝"	MCSM9-250-16S-24-10	FSM09-250-16S-24-10	EM09-250-16S-24-10	EFM09-250-16S-24-10	FSMM9-250-16S-24-10	EMM9-250-16S-24-10	EFMM9-250-16S-24-10
M30 x 2	20	¾"	MCSM9-250-20S-30-12	FSM09-250-20S-30-12	EM09-250-20S-30-12	EFM09-250-20S-30-12	FSMM9-250-20S-30-12	EMM9-250-20S-30-12	EFMM9-250-20S-30-12
M36 x 2	25	1"	MCSM9-250-25S-36-16	FSM09-250-25S-36-16	EM09-250-25S-36-16	EFM09-250-25S-36-16	FSMM9-250-25S-36-16	EMM9-250-25S-36-16	EFMM9-250-25S-36-16
M42 x 2	30	1¼"	<b>For these sizes use wire trap (external/internal) design as shown in Custom Fittings leaflet no. CF102a 1999</b>						
M52 x 2	38	1½"							