

*The right connection.*



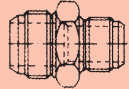
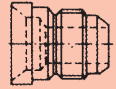
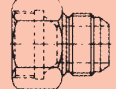
**flanges australia**


***J.I.C. 37° FLARE FITTINGS IN  
STAINLESS STEEL***

Ph: 61 7 3279 2627  
Fax: 61 7 3279 2630  
Email: [sales@flanges-au.com](mailto:sales@flanges-au.com)

## JIC 37° Flare and Pipe Adaptor Fittings to SAE.J514 in 316 Stainless Steel


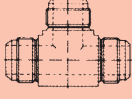

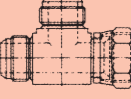
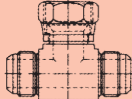
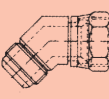
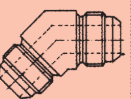
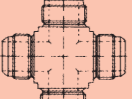
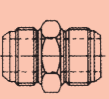
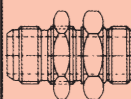
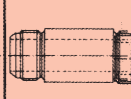
- Majority of fittings shown are available ex-stock. For actual range see our comprehensive price list.
- Elbows, Tees and Crosses are manufactured from plate bar conforming to specifications ASTM.240.316/316L or BS.1501.316/316L and F.182.316L.
- Entire range machined within our own works on CNC machine tools to ensure utmost accuracy and finish.
- Control of material ensures Mill Certificates can be issued for all items in accordance with our BS.5750 Part 2 procedures.
- If the combination of fittings you require is not shown please advise, when we will quote you immediately.


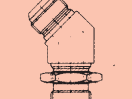

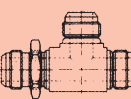
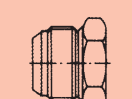
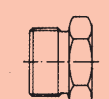
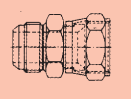
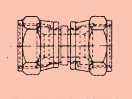
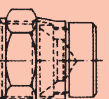
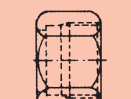
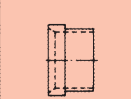
TUBE SIZE O.D		JIC THREAD SIZES UNF			
			REDUCING UNION	REDUCER TYPE 1	REDUCER TYPE 2
ins	mm		Part No.	Part No.	Part No.
5/16" x 1/4"	8 x 6	1/2"-20 x 7/16"-20	UR-500-5-4	—	TR-500-5-4
3/8" x 1/4"	10 x 6	9/16"-18 x 7/16"-20	UR-500-6-4	TR-500-6-4	—
3/8" x 5/16"	10 x 8	9/16"-18 x 1/2"-20	UR-500-6-5	—	TR-500-6-5
1/2" x 1/4"	12 x 6	3/4"-16 x 7/16"-20	UR-500-8-4	TR-500-8-4	—
1/2" x 5/16"	12 x 8	3/4"-16 x 1/2"-20	UR-500-8-5	TR-500-8-5	—
1/2" x 3/8"	12 x 10	3/4"-16 x 9/16"-18	UR-500-8-6	TR-500-8-6	—
5/8" x 3/8"	14/15/16 x 10	7/8"-14 x 9/16"-18	UR-500-10-6	TR-500-10-6	—
5/8" x 1/2"	14/15/16 x 12	7/8"-14 x 3/4"-16	UR-500-10-8	—	TR-500-10-8
3/4" x 1/2"	18/20 x 12	1 1/16"-12 x 3/4"-16	UR-500-12-8	TR-500-12-8	—
3/4" x 5/8"	18/20 x 14/15/16	1 1/16"-12 x 7/8"-14	UR-500-12-10	—	TR-500-12-10
1" x 5/8"	25 x 14/15/16	1 5/16"-12 x 7/8"-14	UR-500-16-10	TR-500-16-10	—
1" x 3/4"	25 x 18/20	1 5/16"-12 x 1 1/16"-12	UR-500-16-12	TR-500-16-12	—
1 1/4" x 3/4"	30/32 x 18/20	1 5/8"-12 x 1 1/16"-12	UR-500-20-12	TR-500-20-12	—
1 1/4" x 1"	30/32 x 25	1 5/8"-12 x 1 5/16"-12	UR-500-20-16	TR-500-20-16	—
1 1/2" x 1"	38 x 25	1 7/8"-12 x 1 5/16"-12	UR-500-24-16	TR-500-24-16	—
1 1/2" x 1 1/4"	38 x 30/32	1 7/8"-12 x 1 5/8"-12	UR-500-24-20	TR-500-24-20	—

TUBE O.D				
	TUBE SLEEVE METRIC			
mm	Part No.	mm	Part No.	
6	SM-500-6	25	SM-500-25	
8	SM-500-8	30	SM-500-30	
10	SM-500-10	32	SM-500-32	
12	SM-500-12	38	SM-500-38	
14	SM-500-14			
15	SM-500-15			
16	SM-500-16			
18	SM-500-188			
20	SM-500-20			

# J.I.C. 37° FLARE FITTINGS IN STAINLESS STEEL



TUBE SIZE O.D.		JIC THREAD SIZE UNF											
ins	mm		Part No.	Part No.	Part No.	Part No.	Part No.	Part No.	Part No.	Part No.	Part No.	Part No.	Part No.
1/4"	6	7/16"-20	UE-500-4	UT-500-4	SE-500-4	SRT-500-4	SBT-500-4	SEF-500-4	UEF-500-4	UCR-500-4	U-500-4	UB-500-4	UBW-500-4
5/16"	8	1/2"-20	UE-500-5	UT-500-5	SE-500-5	SRT-500-5	SBT-500-5	SEF-500-5	UEF-500-5	UCR-500-5	U-500-5	UB-500-5	UBW-500-5
3/8"	10	9/16"-18	UE-500-6	UT-500-6	SE-500-6	SRT-500-6	SBT-500-6	SEF-500-6	UEF-500-6	UCR-500-6	U-500-6	UB-500-6	UBW-500-6
1/2"	12	3/4"-16	UE-500-8	UT-500-8	SE-500-8	SRT-500-8	SBT-500-8	SEF-500-8	UEF-500-8	UCR-500-8	U-500-8	UB-500-8	UBW-500-8
5/8"	14/15/16	7/8"-14	UE-500-10	UT-500-10	SE-500-10	SRT-500-10	SBT-500-10	SEF-500-10	UEF-500-10	UCR-500-10	U-500-10	UB-500-10	UBW-500-10
3/4"	18/20	1 1/16"-12	UE-500-12	UT-500-12	SE-500-12	SRT-500-12	SBT-500-12	SEF-500-12	UEF-500-12	UCR-500-12	U-500-12	UB-500-12	UBW-500-12
1"	25	1 5/16"-12	UE-500-16	UT-500-16	SE-500-16	SRT-500-16	SBT-500-16	SEF-500-16	UEF-500-16	UCR-500-16	U-500-16	UB-500-16	UBW-500-16
1 1/4"	30/32	1 5/8"-12	UE-500-20	UT-500-20	SE-500-20	SRT-500-20	SBT-500-20	SEF-500-20	UEF-500-20	UCR-500-20	U-500-20	UB-500-20	UBW-500-20
1 1/2"	38	1 7/8"-12	UE-500-24	UT-500-24	SE-500-24	SRT-500-24	SBT-500-24	SEF-500-24	UEF-500-24	UCR-500-24	U-500-24	UB-500-24	UBW-500-24

TUBE SIZE O.D.		JIC THREAD SIZE UNF											
ins	mm		Part No.	Part No.	Part No.	Part No.	Part No.	Part No.	Part No.	Part No.	Part No.	Part No.	Part No.
1/4"	6	7/16"-20	UEB-500-4	UEFB-500-4	UTTB-500-4	UTBR-500-4	UP-500-4	SP-500-4	UFS-500-4-4	FFS-500-4-4	SC-500-4	N-500-4	SI-500-4
5/16"	8	1/2"-20	UEB-500-5	UEFB-500-5	UTTB-500-5	UTBR-500-5	UP-500-5	SP-500-5	UFS-500-5-5	FFS-500-5-5	SC-500-5	N-500-5	SI-500-5
3/8"	10	9/16"-18	UEB-500-6	UEFB-500-6	UTTB-500-6	UTBR-500-6	UP-500-6	SP-500-6	UFS-500-6-6	FFS-500-6-6	SC-500-6	N-500-6	SI-500-6
1/2"	12	3/4"-16	UEB-500-8	UEFB-500-8	UTTB-500-8	UTBR-500-8	UP-500-8	SP-500-8	UFS-500-8-8	FFS-500-8-8	SC-500-8	N-500-8	SI-500-8
5/8"	14/15/16	7/8"-14	UEB-500-10	UEFB-500-10	UTTB-500-10	UTBR-500-10	UP-500-10	SP-500-10	UFS-500-10	FFS-500-10	SC-500-10	N-500-10	SI-500-10
3/4"	18/20	1 1/16"-12	UEB-500-12	UEFB-500-12	UTTB-500-12	UTBR-500-12	UP-500-12	SP-500-12	UFS-500-12	FFS-500-12	SC-500-12	N-500-12	SI-500-12
1"	25	1 5/16"-12	UEB-500-16	UEFB-500-16	UTTB-500-16	UTBR-500-16	UP-500-16	SP-500-16	UFS-500-16	FFS-500-16	SC-500-16	N-500-16	SI-500-16
1 1/4"	30/32	1 5/8"-12	UEB-500-20	UEFB-500-20	UTTB-500-20	UTBR-500-20	UP-500-20	SP-500-20	UFS-500-20	FFS-500-20	SC-500-20	N-500-20	SI-500-20
1 1/2"	38	1 7/8"-12	UEB-500-24	UEFB-500-24	UTTB-500-24	UTBR-500-24	UP-500-24	SP-500-24	UFS-500-24	FFS-500-24	SC-500-24	N-500-24	SI-500-24

# J.I.C. 37° FLARE FITTINGS IN STAINLESS STEEL



flanges australia

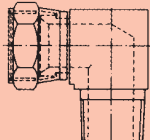
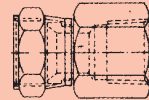
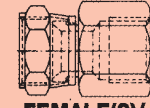
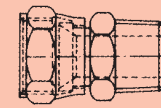
TUBE SIZE O.D		JIC THREAD SIZE UNF	PIPE THREAD SIZE NPT BSP'P' BSP'T'	SAE STRAIGHT THREAD UNF	METRIC STRAIGHT THREAD	MALE CONNECTOR NPT BSP'T'		FEMALE CONNECTOR NPT BSP'T'		FEMALE CONNECTOR BSP'P'	UNION GAUGE ADAPTOR BSP'P'	FEMALE (SW) CONNECTOR BSP'P' (CS)	STRAIGHT CONNECTOR (OR) METRIC		STRAIGHT CONNECTOR SAE (OR)	STRAIGHT CONNECTOR BSP'P' (CS)
ins	mm					Part No.	Part No.	Part No.	Part No.				Part No.	Part No.		
1/4"	6	7/16"-20	1/4"	7/16"-20	M10x1.5	UC-5NT-4-4	UC-5BT-4-4	UFC-5NT-4-4	UFC-5BT-4-4	UFC-5BP-4-4	UGA-5BP-4-4	UFSC-5BP-4-4	UCO-5M-4-10	UCO-5BP-4-4	UCO-5SA-4-4	UCC-5BP-4-4
5/16"	8	1/2"-20	1/4"	1/2"-20	M12x1.5	UC-5NT-5-4	UC-5BT-5-4	UFC-5NT-5-4	UFC-5BT-5-4	UFC-5BP-5-4	UGA-5BP-5-4	UFSC-5BP-5-4	UCO-5M-5-12	UCO-5BP-5-4	UCO-5SA-5-4	UCC-5BP-5-4
3/8"	10	9/16"-18	3/8"	9/16"-18	M14x1.5	UC-5NT-6-6	UC-5BT-6-6	UFC-5NT-6-6	UFC-5BT-6-6	UFC-5BP-6-6	UGA-5BP-6-6	UFSC-5BP-6-6	UCO-5M-6-14	UCO-5BP-6-6	UCO-5SA-6-6	UCC-5BP-6-6
1/2"	12	3/4"-16	1/2"	3/4"-16	M16x1.5	UC-5NT-8-8	UC-5BT-8-8	UFC-5NT-8-8	UFC-5BT-8-8	UFC-5BP-8-8	UGA-5BP-8-8	UFSC-5BP-8-8	UCO-5M-8-16	UCO-5BP-8-8	UCO-5SA-8-8	UCC-5BP-8-8
5/8"	14/15/16	7/8"-14	1/2"	7/8"-14	M22x1.5	UC-5NT-10	UC-5BT-10	UFC-5NT-10	UFC-5BT-10	UFC-5BP-10		UFSC-5BP-10	UCO-5M-10-22	UCO-5BP-10	UCO-5SA-10	UCC-5BP-10
3/4"	18/20	1 1/16"-12	3/4"	1 1/16"-12	M27x2.0	UC-5NT-12	UC-5BT-12	UFC-5NT-12	UFC-5BT-12	UFC-5BP-12		UFSC-5BP-12	UCO-5M-12-27	UCO-5BP-12	UCO-5SA-12	UCC-5BP-12
1"	25	1 9/16"-12	1"	1 9/16"-12	M33x2.0	UC-5NT-16	UC-5BT-16	UFC-5NT-16	UFC-5BT-16	UFC-5BP-16		UFSC-5BP-16	UCO-5M-16-33	UCO-5BP-16	UCO-5SA-16	UCC-5BP-16
1 1/4"	30/32	1 5/8"-12	1 1/4"	1 5/8"-12	M42x2.0	UC-5NT-20	UC-5BT-20	UFC-5NT-20	UFC-5BT-20	UFC-5BP-20		UFSC-5BP-20	UCO-5M-20-42	UCO-5BP-20	UCO-5SA-20	UCC-5BP-20
1 1/2"	38	1 7/8"-12	1 1/2"	1 7/8"-12	M50x2.0	UC-5NT-24	UC-5BT-24	UFC-5NT-24	UFC-5BT-24	UFC-5BP-24		UFSC-5BP-24	UCO-5M-24-50	UCO-5BP-24	UCO-5SA-24	UCC-5BP-24

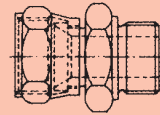
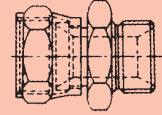
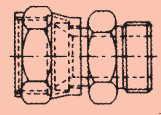
TUBE SIZE O.D		JIC THREAD SIZE UNF	PIPE THREAD SIZE NPT BSP'P' BSP'T'	SAE STRAIGHT THREAD UNF	MALE BULKHEAD NPT BSP'T'		90° POSITION ELBOW SAE BSP'P' METRIC			45° POSITION ELBOW SAE BSP'P' METRIC			POSITION BRANCH TEE SAE BSP'P' METRIC		
ins	mm				Part No.	Part No.	Part No.	Part No.	Part No.	Part No.	Part No.	Part No.	Part No.	Part No.	Part No.
1/4"	6	7/16"-20	1/4"	7/16"-20	UBM-5NT-4-4	UBM-5BT-4-4	UPE-5SA-4-4	UPE-5BP-4-4	UPE-5M-4-10	UPEF-5SA-4-4	UPEF-5BP-4-4	UPEF-5M-4-10	UPBT-5SA-4-4	UPBT-5BP-4-4	UPBT-5M-4-10
5/16"	8	1/2"-20	1/4"	1/2"-20	UBM-5NT-5-4	UBM-5BT-5-4	UPE-5SA-5-4	UPE-5BP-5-4	UPE-5M-5-12	UPEF-5SA-5-4	UPEF-5BP-5-4	UPEF-5M-5-12	UPBT-5SA-5-4	UPBT-5BP-5-4	UPBT-5M-5-12
3/8"	10	9/16"-18	3/8"	9/16"-18	UBM-5NT-6-6	UBM-5BT-6-6	UPE-5SA-6-6	UPE-5BP-6-6	UPE-5M-6-14	UPEF-5SA-6-6	UPEF-5BP-6-6	UPEF-5M-6-14	UPBT-5SA-6-6	UPBT-5BP-6-6	UPBT-5M-6-14
1/2"	12	3/4"-16	1/2"	3/4"-16	UBM-5NT-8-8	UBM-5BT-8-8	UPE-5SA-8-8	UPE-5BP-8-8	UPE-5M-8-16	UPEF-5SA-8-8	UPEF-5BP-8-8	UPEF-5M-8-16	UPBT-5SA-8-8	UPBT-5BP-8-8	UPBT-5M-8-16
5/8"	14/15/16	7/8"-14	1/2"	7/8"-14	UBM-5NT-10	UBM-5BT-10	UPE-5SA-10	UPE-5BP-10	UPE-5M-10-22	UPEF-5SA-10	UPEF-5BP-10	UPEF-5M-10-22	UPBT-5SA-10	UPBT-5BP-10	UPBT-5M-10-22
3/4"	18/20	1 1/16"-12	3/4"	1 1/16"-12	UBM-5NT-12	UBM-5BT-12	UPE-5SA-12	UPE-5BP-12	UPE-5M-12-27	UPEF-5SA-12	UPEF-5BP-12	UPEF-5M-12-27	UPBT-5SA-12	UPBT-5BP-12	UPBT-5M-12-27
1"	25	1 9/16"-12	1"	1 9/16"-12	UBM-5NT-16	UBM-5BT-16	UPE-5SA-16	UPE-5BP-16	UPE-5M-16-33	UPEF-5SA-16	UPEF-5BP-16	UPEF-5M-16-33	UPBT-5SA-16	UPBT-5BP-16	UPBT-5M-16-33
1 1/4"	30/32	1 5/8"-12	1 1/4"	1 5/8"-12	UBM-5NT-20	UBM-5BT-20	UPE-5SA-20	UPE-5BP-20	UPE-5M-20-42	UPEF-5SA-20	UPEF-5BP-20	UPEF-5M-20-42	UPBT-5SA-20	UPBT-5BP-20	UPBT-5M-20-42
1 1/2"	38	1 7/8"-12	1 1/2"	1 7/8"-12	UBM-5NT-24	UBM-5BT-24	UPE-5SA-24	UPE-5BP-24	UPE-5M-24-50	UPEF-5SA-24	UPEF-5BP-24	UPEF-5M-24-50	UPBT-5SA-24	UPBT-5BP-24	UPBT-5M-24-50

TUBE SIZE O.D		JIC THREAD SIZE UNF	PIPE THREAD SIZE NPT BSP'P' BSP'T'	SAE STRAIGHT THREAD UNF	POSITION RUN TEE SAE BSP'P' METRIC			90° FEMALE ELBOW NPT BSP'T'	
ins	mm				Part No.	Part No.	Part No.	Part No.	Part No.
1/4"	6	7/16"-20	1/4"	7/16"-20	UPRT-5SA-4-4	UPRT-5BP-4-4	UPRT-5M-4-10	UFE-5NT-4-4	UFE-5BT-4-4
5/16"	8	1/2"-20	1/4"	1/2"-20	UPRT-5SA-5-4	UPRT-5BP-5-4	UPRT-5M-5-12	UFE-5NT-5-4	UFE-5BT-5-4
3/8"	10	9/16"-18	3/8"	9/16"-18	UPRT-5SA-6-6	UPRT-5BP-6-6	UPRT-5M-6-14	UFE-5NT-6-6	UFE-5BT-6-6
1/2"	12	3/4"-16	1/2"	3/4"-16	UPRT-5SA-8-8	UPRT-5BP-8-8	UPRT-5M-8-16	UFE-5NT-8-8	UFE-5BT-8-8
5/8"	14/15/16	7/8"-14	1/2"	7/8"-14	UPRT-5SA-10	UPRT-5BP-10	UPRT-5M-10-22	UFE-5NT-10	UFE-5BT-10
3/4"	18/20	1 1/16"-12	3/4"	1 1/16"-12	UPRT-5SA-12	UPRT-5BP-12	UPRT-5M-12-27	UFE-5NT-12	UFE-5BT-12
1"	25	1 9/16"-12	1"	1 9/16"-12	UPRT-5SA-16	UPRT-5BP-16	UPRT-5M-16-33	UFE-5NT-16	UFE-5BT-16
1 1/4"	30/32	1 5/8"-12	1 1/4"	1 5/8"-12	UPRT-5SA-20	UPRT-5BP-20	UPRT-5M-20-42	UFE-5NT-20	UFE-5BT-20
1 1/2"	38	1 7/8"-12	1 1/2"	1 7/8"-12	UPRT-5SA-24	UPRT-5BP-24	UPRT-5M-24-50	UFE-5NT-24	UFE-5BT-24

# J.I.C. 37° FLARE FITTINGS IN STAINLESS STEEL

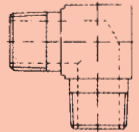
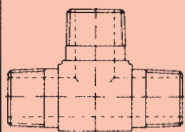
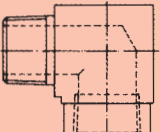
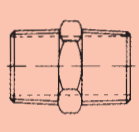
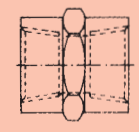
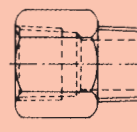
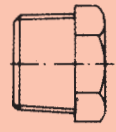


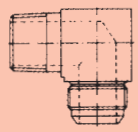
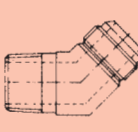
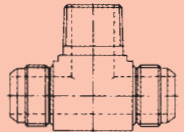
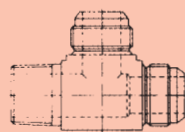
TUBE SIZE O.D		JIC THREAD SIZE UNF & SAE	PIPE THREAD SIZE NPT BSP'P' BSP'T'	THREAD SIZE METRIC	 90° SWIVEL MALE ELBOW NPT BSP'T'		 FEMALE(S)/FEMALE(F) CONNECTOR NPT BSP'T'		 FEMALE(S)/ FEMALE(F) CONNECTOR BSP'P'	 FEMALE SWIVEL CONNECTOR NPT BSP'T'	
					Part No.	Part No.	Part No.	Part No.	Part No.	Part No.	Part No.
1/4"	6	7/16"-20	1/4"	M10x1.5	SEM-5NT-4-4	SEM-5BT-4-4	FSFF-5NT-4-4	FSFF-5BT-4-4	FSFF-5BP-4-4	FST-5NT-4-4	FST-5BT-4-4
5/16"	8	1/2"-20	1/4"	M12x1.5	SEM-5NT-5-4	SEM-5BT-5-4	FSFF-5NT-5-4	FSFF-5BT-5-4	FSFF-5BP-5-4	FST-5NT-5-4	FST-5BT-5-4
3/8"	10	9/16"-18	3/8"	M14x1.5	SEM-5NT-6-6	SEM-5BT-6-6	FSFF-5NT-6-6	FSFF-5BT-6-6	FSFF-5BP-6-6	FST-5NT-6-6	FST-5BT-6-6
1/2"	12	3/4"-16	1/2"	M16x1.5	SEM-5NT-8-8	SEM-5BT-8-8	FSFF-5NT-8-8	FSFF-5BT-8-8	FSFF-5BP-8-8	FST-5NT-8-8	FST-5BT-8-8
5/8"	14/15/16	7/8"-14	1/2"	M22x1.5	SEM-5NT-10	SEM-5BT-10	FSFF-5NT-10	FSFF-5BT-10	FSFF-5BP-10	FST-5NT-10	FST-5BT-10
3/4"	18/20	1 1/16"-12	3/4"	M27x2.0	SEM-5NT-12	SEM-5BT-12	FSFF-5NT-12	FSFF-5BT-12	FSFF-5BP-12	FST-5NT-12	FST-5BT-12
1"	25	1 5/16"-12	1"	M33x2.0	SEM-5NT-16	SEM-5BT-16	FSFF-5NT-16	FSFF-5BT-16	FSFF-5BP-16	FST-5NT-16	FST-5BT-16
1 1/4"	30/32	1 5/8"-12	1 1/4"	M42x2.0	SEM-5NT-20	SEM-5BT-20	FSFF-5NT-20	FSFF-5BT-20	FSFF-5BP-20	FST-5NT-20	FST-5BT-20
1 1/2"	38	1 7/8"-12	1 1/2"	M50x2.0	SEM-5NT-24	SEM-5BT-24	FSFF-5NT-24	FSFF-5BT-24	FSFF-5BP-24	FST-5NT-24	FST-5BT-24

TUBE SIZE O.D		JIC THREAD SIZE UNF & SAE	PIPE THREAD SIZE NPT BSP'P' BSP'T'	THREAD SIZE METRIC	 FEMALE SWIVEL CONNECTOR METRIC BSP'P' (OR)		 FEMALE SWIVEL CONNECTOR BSP'P' (CS)	 FEMALE SWIVEL CONNECTOR SAE (OR)
					Part No.	Part No.	Part No.	Part No.
1/4"	6	7/16"-20	1/4"	M10x1.5	FSO-5M-4-10	FSO-5BP-4-4	FSC-5BP-4-4	FSO-5SA-4-4
5/16"	8	1/2"-20	1/4"	M12x1.5	FSO-5M-5-12	FSO-5BP-5-4	FSC-5BP-5-4	FSO-5SA-5-4
3/8"	10	9/16"-18	3/8"	M14x1.5	FSO-5M-6-14	FSO-5BP-6-6	FSC-5BP-6-6	FSO-5SA-6-6
1/2"	12	3/4"-16	1/2"	M16x1.5	FSO-5M-8-16	FSO-5BP-8-8	FSC-5BP-8-8	FSO-5SA-8-8
5/8"	14/15/16	7/8"-14	1/2"	M22x1.5	FSO-5M-10-22	FSO-5BP-10	FSC-5BP-10	FSO-5SA-10
3/4"	18/20	1 1/16"-12	3/4"	M27x2.0	FSO-5M-12-27	FSO-5BP-12	FSC-5BP-12	FSO-5SA-12
1"	25	1 5/16"-12	1"	M33x2.0	FSO-5M-16-33	FSO-5BP-16	FSC-5BP-16	FSO-5SA-16
1 1/4"	30/32	1 5/8"-12	1 1/4"	M42x2.0	FSO-5M-20-42	FSO-5BP-20	FSC-5BP-20	FSO-5SA-20
1 1/2"	38	1 7/8"-12	1 1/2"	M50x2.0	FSO-5M-24-50	FSO-5BP-24	FSC-5BP-24	FSO-5SA-24

# J.I.C. 37° FLARE FITTINGS IN STAINLESS STEEL

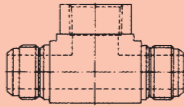
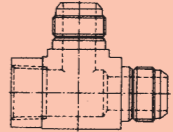


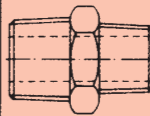
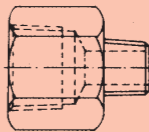
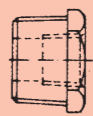
PIPE THREAD SIZE NPT							
	<b>90° MALE ELBOW</b>	<b>MALE TEE</b>	<b>90° MALE FEMALE ELBOW</b>	<b>HEX NIPPLE</b>	<b>COUPLING</b>	<b>FEMALE/MALE CONNECTOR</b>	<b>HEX PLUG</b>
	<b>Part No.</b>	<b>Part No.</b>	<b>Part No.</b>	<b>Part No.</b>	<b>Part No.</b>	<b>Part No.</b>	<b>Part No.</b>
1/8"	ME-5NT-2	MT-5NT-2	MFE-5NT-2	HN-300-2	C-5NT-2	FM-300-2	HP-300-2
1/4"	ME-5NT-4	MT-5NT-4	MFE-5NT-4	HN-300-4	C-5NT-4	FM-300-4	HP-300-4
3/8"	ME-5NT-6	MT-5NT-6	MFE-5NT-6	HN-300-6	C-5NT-6	FM-300-6	HP-300-6
1/2"	ME-5NT-8	MT-5NT-8	MFE-5NT-8	HN-300-8	C-5NT-8	FM-300-8	HP-300-8
3/4"	ME-5NT-12	MT-5NT-12	MFE-5NT-12	HN-300-12	C-5NT-12	FM-300-12	HP-300-12
1"	ME-5NT-16	MT-5NT-16	MFE-5NT-16	HN-300-16	C-5NT-16	FM-300-16	HP-300-16
1 1/4"	ME-5NT-20	MT-5NT-20	MFE-5NT-20	HN-300-20	C-5NT-20	FM-300-20	HP-300-20
1 1/2"	ME-5NT-24	MT-5NT-24	MFE-5NT-24	HN-300-24	C-5NT-24	FM-300-24	HP-300-24

							
<b>90° MALE ELBOW NPT</b>	<b>BSP'T'</b>	<b>45° MALE ELBOW NPT</b>	<b>BSP'T'</b>	<b>MALE BRANCH TEE NPT</b>	<b>BSP'T'</b>	<b>MALE RUN TEE NPT</b>	<b>BSP'T'</b>
<b>Part No.</b>	<b>Part No.</b>	<b>Part No.</b>	<b>Part No.</b>	<b>Part No.</b>	<b>Part No.</b>	<b>Part No.</b>	<b>PartNo.</b>
UME-5NT-4-4	UME-5BT-4-4	UMEF-5NT-4-4	UMEF-5BT-4-4	UTMB-5NT-4-4	UTMN-5BT-4-4	UTMR-5NT-4-4	UTMR-5BT-4-4
UME-5NT-5-4	UME-5BT-5-4	UMEF-5NT-5-4	UMEF-5BT-5-4	UTMB-5NT-5-4	UTMB-5BT-5-4	UTMR-5NT-5-4	UTMR-5BT-5-4
UME-5NT-6-6	UME-5BT-6-6	UMEF-5NT-6-6	UMEF-5BT-6-6	UTMB-5NT-6-6	UTMB-5BT-6-6	UTMR-5NT-6-6	UTMR-5BT-6-6
UME-5NT-8-8	UME-5BT-8-8	UMEF-5NT-8-8	UMEF-5BT-8-8	UTMB-5NT-8-8	UTMB-5BT-8-8	UTMR-5NT-8-8	UTMR-5BT-8-8
UME-5NT-10	UME-5BT-10	UMEF-5NT-10	UMEF-5BT-10	UTMB-5NT-10	UTMB-5BT-10	UTMR-5NT-10	UTMR-5BT-10
UME-5NT-12	UME-5BT-12	UMEF-5NT-12	UMEF-5BT-12	UTMB-5NT-12	UTMB-5BT-12	UTMR-5NT-12	UTMR-5BT-12
UME-5NT-16	UME-5BT-16	UMEF-5NT-16	UMEF-5BT-16	UTMB-5NT-16	UTMB-5BT-16	UTMR-5NT-16	UTMR-5BT-16
UME-5NT-20	UME-5BT-20	UMEF-5NT-20	UMEF-5BT-20	UTMB-5NT-20	UTMB-5BT-20	UTMR-5NT-20	UTMR-5BT-20
UME-5NT-24	UME-5BT-24	UMEF-5NT-24	UMEF-5BT-24	UTMB-5NT-24	UTMB-5BT-24	UTMR-5NT-24	UTMR-5BT-24

# J.I.C. 37° FLARE FITTINGS IN STAINLESS STEEL



TUBE SIZE O.D.		JIC THREAD SIZE UNF & SAE	PIPE THREAD SIZE NPT BSP'P' BSP'T'	THREAD SIZE METRIC	 FEMALE BRANCH TEE NPT                      BSP'T'		 FEMALE RUN TEE NPT                      BSP'T'	
					Part No.	Part No.	Part No.	Part No.
1/4"	6	7/16"-20	1/4"	M10x1.5	UTFB-5NT-4-4	UTFB-5BT-4-4	UTFR-5NT-4-4	UTFR-5BT-4-4
5/16"	8	1/2"-20	1/4"	M12x1.5	UTFB-5NT-5-4	UTFB-5BT-5-4	UTFR-5NT-5-4	UTFR-5BT-5-4
3/8"	10	9/16"-18	3/8"	M14x1.5	UTFB-5NT-6-6	UTFB-5BT-6-6	UTFR-5NT-6-6	UTFR-5BT-6-6
1/2"	12	3/4"-16	1/2"	M16x1.5	UTFB-5NT-8-8	UTFB-5BT-8-8	UTFR-5NT-8-8	UTFR-5BT-8-8
5/8"	14/15/16	7/8"-14	1/2"	M22x1.5	UTFB-5NT-10	UTFB-5BT-10	UTFR-5NT-10	UTFR-5BT-10
3/4"	18/20	1 1/16"-12	3/4"	M27x2.0	UTFB-5NT-12	UTFB-5BT-12	UTFR-5NT-12	UTFR-5BT-12
1"	25	1 5/16"-12	1"	M33x2.0	UTFB-5NT-16	UTFB-5BT-16	UTFR-5NT-16	UTFR-5BT-16
1 1/4"	30/32	1 9/8"-12	1 1/4"	M42x2.0	UTFB-5NT-20	UTFB-5BT-20	UTFR-5NT-20	UTFR-5BT-20
1 1/2"	38	1 7/8"-12	1 1/2"	M50x2.0	UTFB-5NT-24	UTFB-5BT-24	UTFR-5NT-24	UTFR-5BT-24

PIPE THREAD SIZE NPT	 REDUCING HEX NIPPLE	 REDUCING F/M CONNECTOR	 REDUCING BUSH
	Part No.	Part No.	Part No.
1/4"x1/8"	RN-300-4-2	FM-300-4-2	RB-300-4-2
3/8"x1/8"	RN-300-6-2	FM-300-6-2	RB-300-6-2
3/8"x1/4"	RN-300-6-4	FM-300-6-4	RB-300-6-4
1/2"x1/4"	RN-300-8-4	FM-300-8-4	RB-300-8-4
1/2"x3/8"	RN-300-8-6	FM-300-8-6	RB-300-8-6
3/4"x3/8"	RN-300-12-6	FM-300-12-6	RB-300-12-6
3/4"x1/2"	RN-300-12-8	FM-300-12-8	RB-300-12-8
1"x1/2"	RN-300-16-8	FM-300-16-8	RB-300-16-8
1"x3/4"	RN-300-16-12	FM-300-16-12	RB-300-16-12
1 1/4"x3/4"	RN-300-20-12	FM-300-20-12	RB-300-20-12
1 1/4"x1"	RN-300-20-16	FM-300-20-16	RB-300-20-16
1 1/2"x1"	RN-300-24-16	FM-300-24-16	RB-300-24-16
1 1/2"x1 1/4"	RN-300-24-20	FM-300-24-20	RB-300-24-20



*The right connection.*



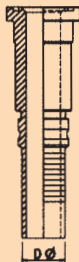
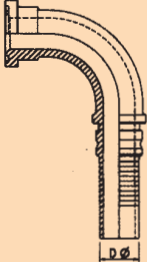
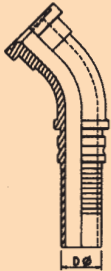
**flanges australia**

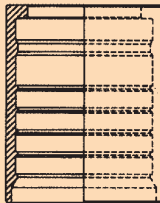
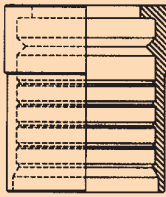
***SWAGE FITTINGS IN 316 STAINLESS STEEL  
FOR WIRETRAP HOSE (Ext & Int Skive)***

Ph: 61 7 3279 2627  
Fax: 61 7 3279 2630  
Email: [sales@flanges-au.com](mailto:sales@flanges-au.com)

## Swage Fittings for Wire Trap Hose (Int & Ext) Skive

- Range shown is for use with R13, R12, 4SH, R9R. Type Hose.
- Most fittings shown are stock items – for specific sizes see our comprehensive price list. However, special variations/combinations can readily be supplied.
- Elbows will generally be of one piece formed construction, but taking account of tooling limitations, small quantity specials could be fabricated.
- BSP/JIC female fittings 3/4" and 1" sizes have crimp type nuts. Larger sizes have slip on nuts captivated by screwing and welding.
- Full material certificates available throughout.

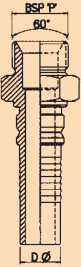
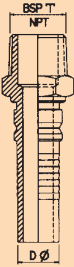
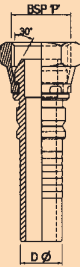
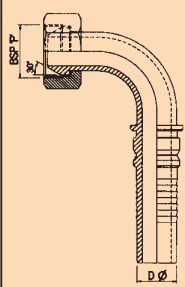
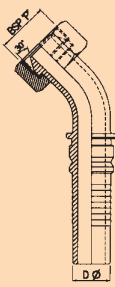
SAE FLANGE SIZE	HOSE SIZE 'D' Ø	 SAE FLANGE HEAD STRAIGHT SPIGOT 3000lb / 6000lb		 SAE FLANGE HEAD 90° SPIGOT 3000lb / 6000lb		 SAE FLANGE HEAD 45° SPIGOT 3000lb / 6000lb	
		Part No.	Part No.	Part No.	Part No.	Part No.	Part No.
3/4"	3/4"	FHS13-3-250-12	FHS13-6-250-12	EFH13-3-250-12	EFH13-6-250-12	EFFH13-3-250-12	EFFH13-6-250-12
1"	3/4"	FHS13-3-250-16-12	FHS13-6-250-16-12	EFH13-3-250-16-12	EFH13-6-250-16-12	EFFH13-3-250-16-12	EFFH13-6-250-16-12
1"	1"	FHS13-3-250-16	FHS13-6-250-16	EFH13-3-250-16	EFH13-6-250-16	EFFH13-3-250-16	EFFH13-6-250-16
1 1/4"	1"	FHS13-3-250-20-16	FHS13-6-250-20-16	EFH13-3-250-20-16	EFH13-6-250-20-16	EFFH13-3-250-20-16	EFFH13-6-250-20-16
1 1/4"	1 1/4"	FHSM-3-250-20	FHSM-6-250-20	EFHM-3-250-20	EFHM-6-250-20	EFFHM-3-250-20	EFFHM-6-250-20
1 1/2"	1 1/4"	FHSM-3-250-24-20	FHSM-6-250-24-20	EFHM-3-250-24-20	EFHM-6-250-24-20	EFFHM-3-250-24-20	EFFHM-6-250-24-20
1 1/2"	1 1/2"	FHSM-3-250-24	FHSM-6-250-24	EFHM-3-250-24	EFHM-6-250-24	EFFHM-3-250-24	EFFHM-6-250-24
2"	1 1/2"	FHSM-3-250-32-24	FHSM-6-250-32-24	EFHM-3-250-32-24	EFHM-6-250-32-24	EFFHM-3-250-32-24	EFFHM-6-250-32-24
2"	2"	FHSM-3-250-32	FHSM-6-250-32	EFHM-3-250-32	EFHM-6-250-32	EFFHM-3-250-32	EFFHM-6-250-32

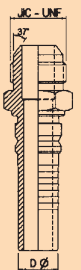
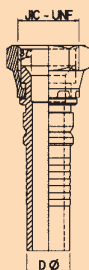
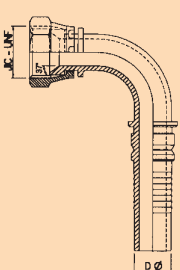
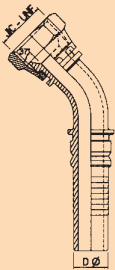
HOSE SIZE 'D' Ø	 R9R HOSE* SWAGE FERRULE	 R13 HOSE SWAGE FERRULE
	Part No.	Part No.
3/4"	See CF102	FR13-250-12
1"	See CF102	FR13-250-16
1 1/4"	FR9R-250-20	FR13-250-20
1 1/2"	FR9R-250-24	FR13-250-24
2"	FR9R-250-32	FR13-250-32

\* 4SH and R12 use R9R Ferrule.

# SWAGE FITTINGS IN 316 STAINLESS STEEL FOR WIRETRAP HOSE (Ext & Int Skive)

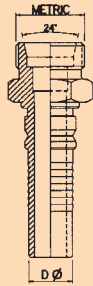
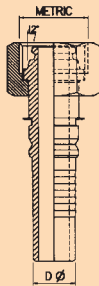
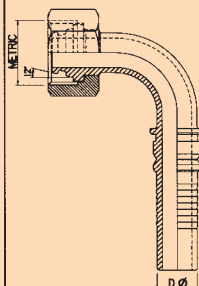
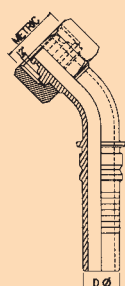
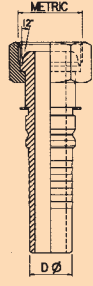
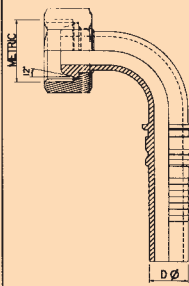
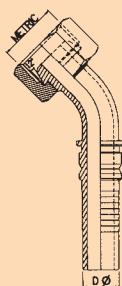


PIPE THREAD SIZE BSP'P' BSP'T' NPT	HOSE SIZE 'D' Ø						
		<b>BSP'P' (CS) MALE SPIGOT</b>	<b>MALE TAPER SPIGOT NPT</b>		<b>BSP (CS) FEMALE SWIVEL SPIGOT</b>	<b>BSP (CS) FEMALE SWIVEL 90° SPIGOT</b>	<b>BSP (CS) FEMALE SWIVEL 45° SPIGOT</b>
		<b>Part No.</b>	<b>Part No.</b>	<b>Part No.</b>	<b>Part No.</b>	<b>Part No.</b>	<b>Part No.</b>
¾"	¾"	MCS13-250-12	MTS13-25BT-12	MTS13-25NT-12	FS13-250-12	E13-250-12	EF13-250-12
1"	1"	MCS13-250-16	MTS13-25BT-16	MTS13-25NT-16	FS13-250-16	E13-250-16	EF13-250-16
1¼"	1¼"	MCSM-250-20	MTSM-25BT-20	MTSM-25NT-20	FSM-250-20	EM-250-20	EFM-250-20
1½"	1½"	MCSM-250-24	MTSM-25BT-24	MTSM-25NT-24	FSM-250-24	EM-250-24	EFM-250-24
2"	2"	MCSM-250-32	MTSM-25BT-32	MTSM-25NT-32	FSM-250-32	EM-250-32	EFM-250-32

JIC THREAD SIZE UNF (TUBE OD)	HOSE SIZE 'D' Ø				
		<b>JIC MALE SPIGOT</b>	<b>JIC FEMALE SWIVEL SPIGOT</b>	<b>JIC FEMALE SWIVEL 90° SPIGOT</b>	<b>JIC FEMALE SWIVEL 45° SPIGOT</b>
		<b>Part No.</b>	<b>Part No.</b>	<b>Part No.</b>	<b>Part No.</b>
1¼"-12(¾")	¾"	MSJ13-250-12	FSJ13-250-12	EJ13-250-12	EFJ13-250-12
1½"-12(1")	1"	MSJ13-250-16	FSJ13-250-16	EJ13-250-16	EFJ13-250-16
1⅝"-12(1¼")	1¼"	MSJM-250-20	FSJM-250-20	EJM-250-20	EFJM-250-20
1⅞"-12(1½")	1½"	MSJM-250-24	FSJM-250-24	EJM-250-24	EFJM-250-24

# SWAGE FITTINGS IN 316 STAINLESS STEEL FOR WIRETRAP HOSE (Ext & Int Skive)



METRIC 'S' SERIES									
			METRIC MALE SPIGOT	METRIC FEMALE SWIVEL 'OR' SPIGOT	METRIC FEMALE SWIVEL 90° 'OR' SPIGOT	METRIC FEMALE SWIVEL 45° 'OR' SPIGOT	METRIC FEMALE SWIVEL MULTI SEAL SPIGOT	METRIC FEMALE SWIVEL 90° MULTI SEAL SPIGOT	METRIC FEMALE SWIVEL 45° MULTI SEAL SPIGOT
THREAD SIZE	TUBE SIZE (mm)	HOSE SIZE 'D' Ø (ins)	Part No.	Part No.	Part No.	Part No.	Part No.	Part No.	Part No.
M30 x 2	20	¾"	MCSM13-250-20S-30-12	FSM013-250-20S-30-12	EMO13-250-20S-30-12	EFM013-250-20S-30-12	FSMM13-250-20S-30-12	EMM13-250-20S-30-12	EFMM13-250-20S-30-12
M36 x 2	25	1"	MCSM13-250-25S-36-16	FSM013-250-25S-36-16	EMO13-250-25S-36-16	EFM013-250-25S-36-16	FSMM13-250-25S-36-16	EMM13-250-25S-36-16	EFMM13-250-25S-36-16
M42 x 2	30	1¼"	MCSMM-250-30S-42-20	FSMOM-250-30S-42-20	EMOM-250-30S-42-20	EFMOM-250-30S-42-20	FSMMM-250-30S-42-20	EMMM-250-30S-42-20	EFMMM-250-30S-42-20
M52 x 2	38	1½"	MCSMM-250-38S-52-24	FSMOM-250-38S-52-24	EMOM-250-38S-52-24	EFMOM-250-38S-52-24	FSMMM-250-38S-52-24	EMMM-250-38S-52-24	EFMMM-250-38S-52-24

*The right connection.*



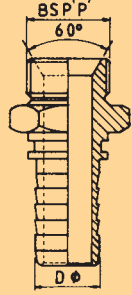
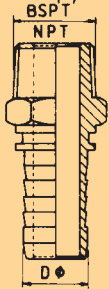
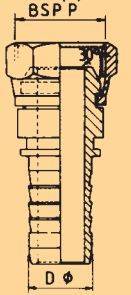
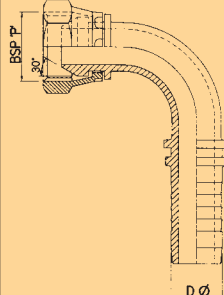
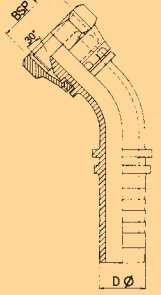
**flanges australia**

***SWAGE FITTINGS FOR R9R  
HOSE IN 316 STAINLESS STEEL***

Ph: 61 7 3279 2627  
Fax: 61 7 3279 2630  
Email: [sales@flanges-au.com](mailto:sales@flanges-au.com)

# SWAGE FITTINGS FOR R9R HOSE IN 316 STAINLESS STEEL



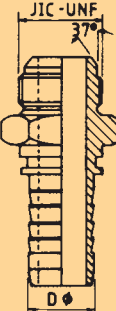
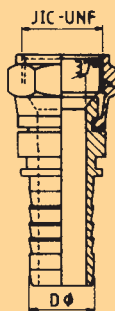
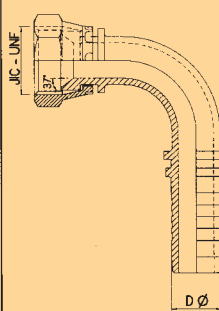
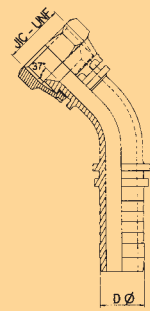
PIPE THREAD SIZE BSP'P' BSP'T' NPT	HOSE SIZE 'D' Ø						
		BSP'P' (CS) MALE SPIGOT	MALE TAPER SPIGOT BSP'T'	NPT	BSP (CS) FEMALE SWIVEL SPIGOT	BSP (CS) FEMALE SWIVEL 90° SPIGOT	BSP (CS) FEMALE SWIVEL 45° SPIGOT
		Part No.	Part No.	Part No.	Part No.	Part No.	Part No.
1/4"	1/4"	MCS9-250-4	MTS9-25BT-4	MTS9-25NT-4	FS9-250-4	E9-250-4	EF9-250-4
3/8"	3/8"	MCS9-250-6	MTS9-25BT-6	MTS9-25NT-6	FS9-250-6	E9-250-6	EF9-250-6
1/2"	1/2"	MCS9-250-8	MTS9-25BT-8	MTS9-25NT-8	FS9-250-8	E9-250-8	EF9-250-8
5/8"	5/8"	MCS9-250-10	—	—	FS9-250-10	E9-250-10	EF9-250-10
3/4"	3/4"	MCS9-250-12	MTS9-25BT-12	MTS9-25NT-12	FS9-250-12	E9-250-12	EF9-250-12
1"	1"	MCS9-250-16	MTS9-25BT-16	MTS9-25NT-16	FS9-250-16	E9-250-16	EF9-250-16
1 1/4"	1 1/4"	<b>For these sizes use wire trap (external/internal) design as shown in Custom Fittings leaflet no. CF102a 1999</b>					
1 1/2"	1 1/2"						
2"	2"						

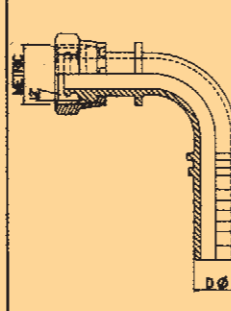
## Swage Fittings for R9R Hydraulic Hose

- Range shown is based on popular demand; however any combination/variation can readily be supplied.
- For our stock range see our comprehensive price list detailing stock items.
- Elbows will generally be of one piece formed construction, but taking account of tooling limitations, small quantity specials could be of fabricated form.
- Full material certificates available throughout.

# SWAGE FITTINGS FOR R9R HOSE IN 316 STAINLESS STEEL

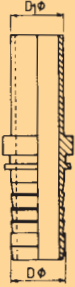
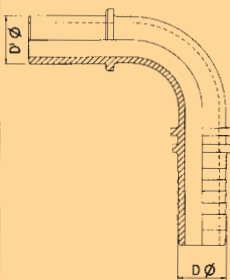
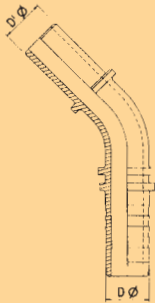


JIC THREAD SIZE UNF (TUBE OD)	HOSE SIZE 'D' Ø				
		JIC MALE SPIGOT	JIC FEMALE SWIVEL SPIGOT	JIC FEMALE SWIVEL 90° SPIGOT	JIC FEMALE SWIVEL 45° SPIGOT
		Part No.	Part No.	Part No.	Part No.
7/16"-20 (1/4")	1/4"	MSJ9-250-4	FSJ9-250-4	EJ9-250-4	EFJ9-250-4
1/2"-20 (5/16")	1/4"	MSJ9-250-5-4	FSJ9-250-5-4	EJ9-250-5-4	EFJ9-250-5-4
9/16"-18 (3/8")	3/8"	MSJ9-250-6	FSJ9-250-6	EJ9-250-6	EFJ9-250-6
3/4"-16 (1/2")	1/2"	MSJ9-250-8	FSJ9-250-8	EJ9-250-8	EFJ9-250-8
7/8"-14 (5/8")	5/8"	MSJ9-250-10	FSJ9-250-10	EJ9-250-10	EFJ9-250-10
1 1/16"-12 (3/4")	3/4"	MSJ9-250-12	FSJ9-250-12	EJ9-250-12	EFJ9-250-12
1 5/16"-12 (1")	1"	MSJ9-250-16	FSJ9-250-16	EJ9-250-16	EFJ9-250-16
1 5/8"-12 (1 1/4")	1 1/4"	<b>For these sizes use wire trap (external/internal) design as shown in Custom Fittings leaflet no. CF102a 1999</b>			
1 7/8"-12 (1 1/2")	1 1/2"				

HOSE SIZE	
	SWAGE FERRULE
Part No.	
1/4"	FS9R-250-4
3/8"	FS9R-250-6
1/2"	FS9R-250-8
5/8"	FS9R-250-10
3/4"	FS9R-250-12
1"	FS9R-250-16
1 1/4"	<b>See leaflet no. CF102a 1999</b>
1 1/2"	
2"	

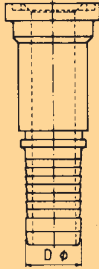
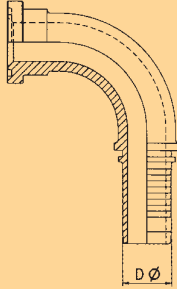
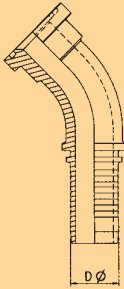
# SWAGE FITTINGS FOR R9R HOSE IN 316 STAINLESS STEEL



STAND PIPE SIZE 'D1' Ø	HOSE SIZE 'D' Ø			
		STRAIGHT SPIGOT STAND PIPE	90° SWEPT SPIGOT STAND PIPE	45° SWEPT SPIGOT STAND PIPE
		Part No.	Part No.	Part No.
1/4"	1/4"	SP9-250-4	ESP9-250-4	EFSP9-250-4
6mm	1/4"	SPM9-250-6-4	ESPM9-250-6-4	EFSPM9-250-6-4
8mm	1/4"	SPM9-250-8-4	ESPM9-250-8-4	EFSPM9-250-8-4
3/8"	3/8"	SP9-250-6	ESP9-250-6	EFSP9-250-6
10mm	3/8"	SPM9-250-10-6	ESPM9-250-10-6	EFSPM9-250-10-6
1/2"	3/8"	SP9-250-8-6	ESP9-250-8-6	EFSP9-250-8-6
1/2"	1/2"	SP9-250-8	ESP9-250-8	EFSP9-250-8
12mm	3/8"	SPM9-250-12-6	ESPM9-250-12-6	EFSPM9-250-12-6
12mm	1/2"	SPM9-250-12-8	ESPM9-250-12-8	EFSPM9-250-12-8
14mm	1/2"	SPM9-250-14-8	ESPM9-250-14-8	EFSPM9-250-14-8
14mm	5/8"	SPM9-250-14-10	ESPM9-250-14-10	EFSPM9-250-14-10
16mm	3/4"	SPM9-250-16-12	ESPM9-250-16-12	EFSPM9-250-16-12
3/4"	3/4"	SP9-250-12	ESP9-250-12	EFSP9-250-12
20mm	3/4"	SPM9-250-20-12	ESPM9-250-20-12	EFSPM9-250-20-12
25mm	1"	SPM9-250-25-16	ESPM9-250-25-16	EFSPM9-250-25-16
1"	1"	SP9-250-16	ESP9-250-16	EFSP9-250-16

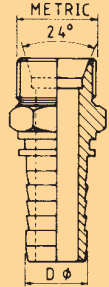
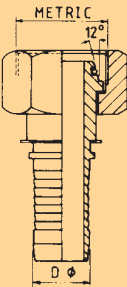
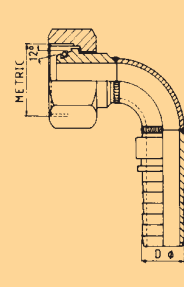
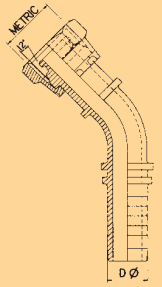
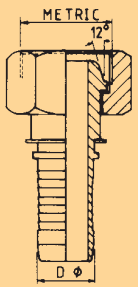
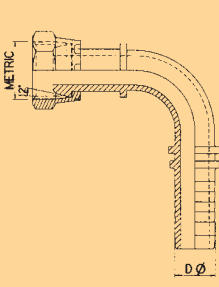
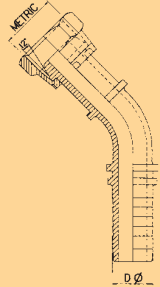
# SWAGE FITTINGS FOR R9R HOSE IN 316 STAINLESS STEEL



SAE FLANGE SIZE	HOSE SIZE 'D' Ø						
		SAE FLANGE HEAD STRAIGHT SPIGOT		SAE FLANGE HEAD 90° SPIGOT		SAE FLANGE HEAD 45° SPIGOT	
		3000lb	6000lb	3000lb	6000lb	3000lb	6000lb
		Part No.	Part No.	Part No.	Part No.	Part No.	Part No.
1/2"	1/4"	FHS9-3-250-8-4	FHS9-6-250-8-4	EFH9-3-250-8-4	EFH9-6-250-8-4	EFFH9-3-250-8-4	EFFH9-6-250-8-4
1/2"	3/8"	FHS9-3-250-8-6	FHS9-6-250-8-6	EFH9-3-250-8-6	EFH9-6-250-8-6	EFFH9-3-250-8-6	EFFH9-6-250-8-6
1/2"	1/2"	FHS9-3-250-8	FHS9-6-250-8	EFH9-3-250-8	EFH9-6-250-8	EFFH9-3-250-8	EFFH9-6-250-8
3/4"	3/8"	FHS9-3-250-12-6	FHS9-6-250-12-6	EFH9-3-250-12-6	EFH9-6-250-12-6	EFFH9-3-250-12-6	EFFH9-6-250-12-6
3/4"	1/2"	FHS9-3-250-12-8	FHS9-6-250-12-8	EFH9-3-250-12-8	EFH9-6-250-12-8	EFFH9-3-250-12-8	EFFH9-6-250-12-8
3/4"	5/8"	FHS9-3-250-12-10	FHS9-6-250-12-10	EFH9-3-250-12-10	EFH9-6-250-12-10	EFFH9-3-250-12-10	EFFH9-6-250-12-10
3/4"	3/4"	FHS9-3-250-12	FHS9-6-250-12	EFH9-3-250-12	EFH9-6-250-12	EFFH9-3-250-12	EFFH9-6-250-12
1"	1/2"	FHS9-3-250-16-8	FHS9-6-250-16-8	EFH9-3-250-16-8	EFH9-6-250-16-8	EFFH9-3-250-16-8	EFFH9-6-250-16-8
1"	5/8"	FHS9-3-250-16-10	FHS9-6-250-16-10	EFH9-3-250-16-10	EFH9-6-250-16-10	EFFH9-3-250-16-10	EFFH9-6-250-16-10
1"	3/4"	FHS9-3-250-16-12	FHS9-6-250-16-12	EFH9-3-250-16-12	EFH9-6-250-16-12	EFFH9-3-250-16-12	EFFH9-6-250-16-12
1"	1"	FHS9-3-250-16	FHS9-6-250-16	EFH9-3-250-16	EFH9-6-250-16	EFFH9-3-250-16	EFFH9-6-250-16
1 1/4"	1"	FHS9-3-250-20-16	FHS9-6-250-20-16	EFH9-3-250-20-16	EFH9-6-250-20-16	EFFH9-3-250-20-16	EFFH9-6-250-20-16
1 1/4"	1 1/2"	<b>For these sizes use wire trap (external/internal) design as shown in Custom Fittings leaflet no. CF102a 1999</b>					
1 1/2"	1 1/2"						
1 1/2"	1 1/2"						
2"	1 1/2"						
2"	2"						

# SWAGE FITTINGS FOR R9R HOSE IN 316 STAINLESS STEEL



METRIC 'S' SERIES									
THREAD SIZE	TUBE SIZE (mm)	HOSE SIZE 'D' Ø (ins)	METRIC MALE SPIGOT	METRIC FEMALE SWIVEL 'OR' SPIGOT	METRIC FEMALE SWIVEL 90° 'OR' SPIGOT	METRIC FEMALE SWIVEL 45° 'OR' SPIGOT	METRIC FEMALE SWIVEL SEAL SPIGOT	METRIC FEMALE SWIVEL 90° MULTI SEAL SPIGOT	METRIC FEMALE SWIVEL 45° MULTI SEAL SPIGOT
			Part No.	Part No.	Part No.	Part No.	Part No.	Part No.	Part No.
M14 x 1.5	6	1/4"	MCSM9-250-6S-14-4	FSM09-250-6S-14-4	EM09-250-6S-14-4	EFM09-250-6S-14-4	FSMM9-250-6S-14-4	EMM9-250-6S-14-4	EFMM9-250-6S-14-4
M16 x 1.5	8	1/4"	MCSM9-250-8S-16-4	FSM09-250-8S-16-4	EM09-250-8S-16-4	EFM09-250-8S-16-4	FSMM9-250-8S-16-4	EMM9-250-8S-16-4	EFMM9-250-8S-16-4
M18 x 1.5	10	3/8"	MCSM9-250-10S-18-6	FSM09-250-10S-18-6	EM09-250-10S-18-6	EFM09-250-10S-18-6	FSMM9-250-10S-18-6	EMM9-250-10S-18-6	EFMM9-250-10S-18-6
M20 x 1.5	12	1/2"	MCSM9-250-12S-20-8	FSM09-250-12S-20-8	EM09-250-12S-20-8	EFM09-250-12S-20-8	FSMM9-250-12S-20-8	EMM9-250-12S-20-8	EFMM9-250-12S-20-8
M22 x 1.5	14	1/2"	MCSM9-250-14S-22-8	FSM09-250-14S-22-8	EM09-250-14S-22-8	EFM09-250-14S-22-8	FSMM9-250-14S-22-8	EMM9-250-14S-22-8	EFMM9-250-14S-22-8
M24 x 1.5	16	5/8"	MCSM9-250-16S-24-10	FSM09-250-16S-24-10	EM09-250-16S-24-10	EFM09-250-16S-24-10	FSMM9-250-16S-24-10	EMM9-250-16S-24-10	EFMM9-250-16S-24-10
M30 x 2	20	3/4"	MCSM9-250-20S-30-12	FSM09-250-20S-30-12	EM09-250-20S-30-12	EFM09-250-20S-30-12	FSMM9-250-20S-30-12	EMM9-250-20S-30-12	EFMM9-250-20S-30-12
M36 x 2	25	1"	MCSM9-250-25S-36-16	FSM09-250-25S-36-16	EM09-250-25S-36-16	EFM09-250-25S-36-16	FSMM9-250-25S-36-16	EMM9-250-25S-36-16	EFMM9-250-25S-36-16
M42 x 2	30	1 1/4"	<b>For these sizes use wire trap (external/internal) design as shown in Custom Fittings leaflet no. CF102a 1999</b>						
M52 x 2	38	1 1/2"							

*The right connection.*



**flanges australia**

***SWAGE FITTINGS IN STAINLESS STEEL***

Ph: 61 7 3279 2627  
Fax: 61 7 3279 2630  
Email: [sales@flanges-au.com](mailto:sales@flanges-au.com)

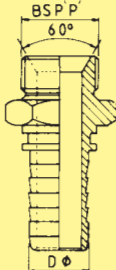
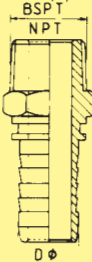
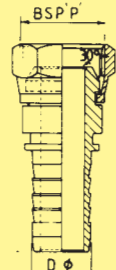
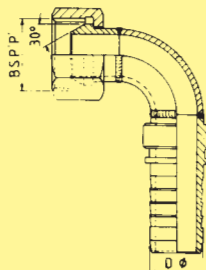
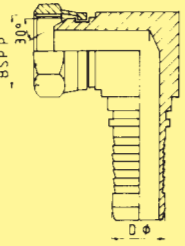
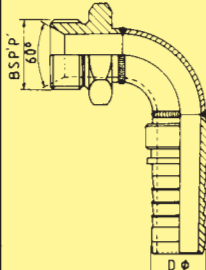
## *Swage Fittings for 1 & 2 Wire Hydraulic Hose, etc.*

*In Accordance with BS.5200, SAE.J514, NCB.174, DIN, etc.*

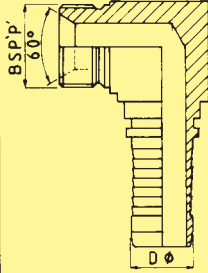
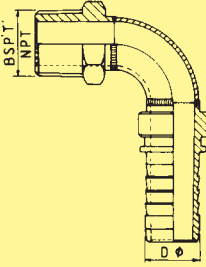
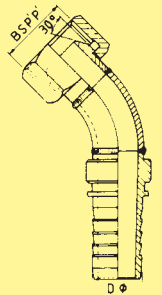
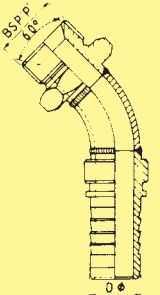
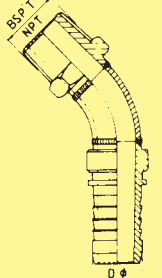
- *Sizes and types shown are those for which we have found a reasonable demand. For combinations not shown advise hose size and end fitting detail required when a prompt quotation will be given.*
- *For our actual extensive stock range please see our comprehensive price list, which is available on request.*
- *Fabricated elbows up to and including 3/4" size are socket welded – larger sizes are butt welded. Nuted fittings may have either slip-back or crimp nuts.*
- *Full material certification available for all fittings based on the following specifications:  
ASTM.A312.INP.316L (Pipe), ASTM.A269.TP.316/316L (Tube).  
ASTM.A240.316L (Plate-Block Elbows), BS.970.316.S11/S31 (Bar Stock).*
- *Entire range machined within our works which are BS.5750.Part 2 certified.*
- *Extensive use is made of CNC machine tools to ensure utmost accuracy and finish.*

# SWAGE FITTINGS IN STAINLESS STEEL



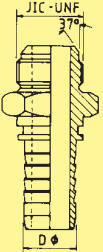
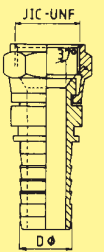
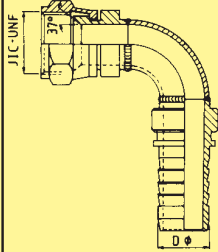
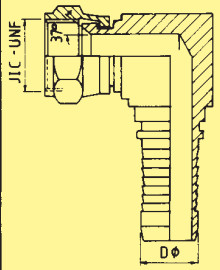
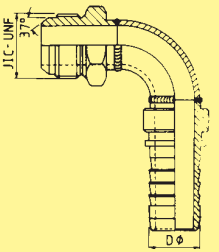
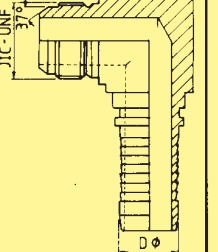
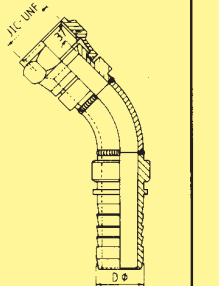
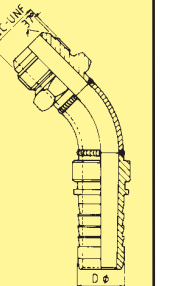
PIPE THREAD SIZE BSP 'P' BSP 'T' NPT	HOSE SIZE 'D' Ø							
		<b>BSP 'P' (CS) Male Spigot</b>	<b>Male Taper Spigot BSP 'T' NPT</b>		<b>BSP (CS) Female Swivel Spigot</b>	<b>BSP (CS) Female Swivel 90° Spigot</b>	<b>BSP (CS) Female Swivel 90° Block Spigot</b>	<b>BSP (CS) Male 90° Spigot</b>
		<b>Part No.</b>	<b>Part No.</b>	<b>Part No.</b>	<b>Part No.</b>	<b>Part No.</b>	<b>Part No.</b>	<b>Part No.</b>
1/8"	3/16"	MCS-250-2-3	MTS-25BT-2-3	MTS-25NT-2-3	FS-250-2-3	E-250-2-3	EB-250-2-3	EMC-250-2-3
1/4"	1/4"	MCS-250-4	MTS-25BT-4	MTS-25NT-4	FS-250-4	E-250-4	EB-250-4	EMC-250-4
3/8"	1/4"	MCS-250-6-4	MTS-25BT-6-4	MTS-25NT-6-4	FS-250-6-4	E-250-6-4	EB-250-6-4	EMC-250-6-4
1/4"	5/16"	MCS-250-4-5	MTS-25BT-4-5	MTS-25NT-4-5	FS-250-4-5	E-250-4-5	EB-250-4-5	EMC-250-4-5
3/8"	5/16"	MCS-250-6-5	MTS-25BT-6-5	MTS-25NT-6-5	FS-250-6-5	E-250-6-5	EB-250-6-5	EMC-250-6-5
3/8"	3/8"	MCS-250-6	MTS-25BT-6	MTS-25NT-6	FS-250-6	E-250-6	EB-250-6	EMC-250-6
1/2"	3/8"	MCS-250-8-6	MTS-25BT-8-6	MTS-25NT-8-6	FS-250-8-6	E-250-8-6	EB-250-8-6	EMC-250-8-6
1/2"	1/2"	MCS-250-8	MTS-25BT-8	MTS-25NT-8	FS-250-8	E-250-8	EB-250-8	EMC-250-8
5/8"	1/2"	MCS-250-10-8	—	—	FS-250-10-8	E-250-10-8	EB-250-10-8	EMC-250-10-8
5/8"	5/8"	MCS-250-10	—	—	FS-250-10	E-250-10	EB-250-10	EMC-250-10
3/4"	5/8"	MCS-250-12-10	MTS-25BT-12-10	MTS-25NT-12-10	FS-250-12-10	E-250-12-10	EB-250-12-10	EMC-250-12-10
3/4"	3/4"	MCS-250-12	MTS-25BT-12	MTS-25NT-12	FS-250-12	E-250-12	EB-250-12	EMC-250-12
1"	3/4"	MCS-250-16-12	MTS-25BT-16-12	MTS-25NT-16-12	FS-250-16-12	E-250-16-12	EB-250-16-12	EMC-250-16-12
1"	1"	MCS-250-16	MTS-25BT-16	MTS-25NT-16	FS-250-16	E-250-16	EB-250-16	EMC-250-16
1 1/4"	1 1/4"	MCS-250-20	MTS-25BT-20	MTS-25NT-20	FS-250-20	E-250-20	EB-250-20	EMC-250-20
1 1/2"	1 1/2"	MCS-250-24	MTS-25BT-24	MTS-25NT-24	FS-250-24	E-250-24	EB-250-24	EMC-250-24
2"	2"	MCS-250-32	MTS-25BT-32	MTS-25NT-32	FS-250-32	E-250-32	EB-250-32	EMC-250-32

# SWAGE FITTINGS IN STAINLESS STEEL

PIPE THREAD SIZE BSP 'P' BSP 'T' NPT	HOSE SIZE 'D' Ø							
		<b>BSP (CS) Male 90° Block Spigot</b>	<b>Male Taper 90° Spigot BSP 'T' NPT</b>		<b>BSP (CS) Female Swivel 45° Spigot</b>	<b>BSP (CS) Male 45° Spigot</b>	<b>Male Taper 45° Spigot BSP 'T' NPT</b>	
		Part No.	Part No.	Part No.	Part No.	Part No.	Part No.	Part No.
1/8"	3/16"	EBMC-250-2-3	EMT-25BT-2-3	EMT-25NT-2-3	EF-250-2-3	EFMC-250-2-3	EFMT-25BT-2-3	EFMT-25NT-2-3
1/4"	1/4"	EBMC-250-4	EMT-25BT-4	EMT-25NT-4	EF-250-4	EFMC-250-4	EFMT-25BT-4	EFMT-25NT-4
3/8"	1/4"	EBMC-250-6-4	EMT-25BT-6-4	EMT-25NT-6-4	EF-250-6-4	EFMC-250-6-4	EFMT-25BT-6-4	EFMT-25NT-6-4
1/4"	5/16"	EBMC-250-4-5	EMT-25BT-4-5	EMT-25NT-4-5	EF-250-4-5	EFMC-250-4-5	EFMT-25BT-4-5	EFMT-25NT-4-5
3/8"	5/16"	EBMC-250-6-5	EMT-25BT-6-5	EMT-25NT-6-5	EF-250-6-5	EFMC-250-6-5	EFMT-25BT-6-5	EFMT-25NT-6-5
3/8"	3/8"	EBMC-250-6	EMT-25BT-6	EMT-25NT-6	EF-250-6	EFMC-250-6	EFMT-25BT-6	EFMT-25NT-6
1/2"	3/8"	EBMC-250-8-6	EMT-25BT-8-6	EMT-25NT-8-6	EF-250-8-6	EFMC-250-8-6	EFMT-25BT-8-6	EFMT-25NT-8-6
1/2"	1/2"	EBMC-250-8	EMT-25BT-8	EMT-25NT-8	EF-250-8	EFMC-250-8	EFMT-25BT-8	EFMT-25NT-8
5/8"	1/2"	EBMC-250-10-8	—	—	EF-250-10-8	EFMC-250-10-8	—	—
5/8"	5/8"	EBMC-250-10	—	—	EF-250-10	EFMC-250-10	—	—
3/4"	5/8"	EBMC-250-12-10	EMT-25BT-12-10	EMT-25NT-12-10	EF-250-12-10	EFMC-250-12-10	EFMT-25BT-12-10	EFMT-25NT-12-10
3/4"	3/4"	EBMC-250-12	EMT-25BT-12	EMT-25NT-12	EF-250-12	EFMC-250-12	EFMT-25BT-12	EFMT-25NT-12
1"	3/4"	EBMC-250-16-12	EMT-25BT-16-12	EMT-25NT-16-12	EF-250-16-12	EFMC-250-16-12	EFMT-25BT-16-12	EFMT-25NT-16-12
1"	1"	EBMC-250-16	EMT-25BT-16	EMT-25NT-16	EF-250-16	EFMC-250-16	EFMT-25BT-16	EFMT-25NT-16
1 1/4"	1 1/4"	EBMC-250-20	EMT-25BT-20	EMT-25NT-20	EF-250-20	EFMC-250-20	EFMT-25BT-20	EFMT-25NT-20
1 1/2"	1 1/2"	EBMC-250-24	EMT-25BT-24	EMT-25NT-24	EF-250-24	EFMC-250-24	EFMT-25BT-24	EFMT-25NT-24
2"	2"	EBMC-250-32	EMT-25BT-32	EMT-25NT-32	EF-250-32	EFMC-250-32	EFMT-25BT-32	EFMT-25NT-32

# SWAGE FITTINGS IN STAINLESS STEEL



JIC THREAD SIZE UNF (TUBE O.D)	HOSE SIZE 'D' Ø								
		JIC Male Spigot	JIC Female Swivel Spigot	JIC Female Swivel 90° Spigot	JIC Female Swivel 90° Block Spigot	JIC Male 90° Spigot	JIC Male 90° Block Spigot	JIC Female Swivel 45° Spigot	JIC Male 45° Spigot
		Part No.	Part No.	Part No.	Part No.	Part No.	Part No.	Part No.	Part No.
7/16"-20 (1/4")	3/16"	MSJ-250-4-3	FSJ-250-4-3	EJ-250-4-3	EBJ-250-4-3	EMJ-250-4-3	EBMJ-250-4-3	EFJ-250-4-3	EFMJ-250-4-3
7/16"-20 (1/4")	1/4"	MSJ-250-4	FSJ-250-4	EJ-250-4	EBJ-250-4	EMJ-250-4	EBMJ-250-4	EFJ-250-4	EFMJ-250-4
1/2"-20 (5/16")	1/4"	MSJ-250-5-4	FSJ-250-5-4	EJ-250-5-4	EBJ-250-5-4	EMJ-250-5-4	EBMJ-250-5-4	EFJ-250-5-4	EFMJ-250-5-4
1/2"-20 (5/16")	5/16"	MSJ-250-5	FSJ-250-5	EJ-250-5	EBJ-250-5	EMJ-250-5	EBMJ-250-5	EFJ-250-5	EFMJ-250-5
9/16"-18 (3/8")	1/4"	MSJ-250-6-4	FSJ-250-6-4	EJ-250-6-4	EBJ-250-6-4	EMJ-250-6-4	EBMJ-250-6-4	EFJ-250-6-4	EFMJ-250-6-4
9/16"-18 (3/8")	3/8"	MSJ-250-6	FSJ-250-6	EJ-250-6	EBJ-250-6	EMJ-250-6	EBMJ-250-6	EFJ-250-6	EFMJ-250-6
3/4"-16 (1/2")	3/8"	MSJ-250-8-6	FSJ-250-8-6	EJ-250-8-6	EBJ-250-8-6	EMJ-250-8-6	EBMJ-250-8-6	EFJ-250-8-6	EFMJ-250-8-6
3/4"-16 (1/2")	1/2"	MSJ-250-8	FSJ-250-8	EJ-250-8	EBJ-250-8	EMJ-250-8	EBMJ-250-8	EFJ-250-8	EFMJ-250-8
7/8"-14 (5/8")	1/2"	MSJ-250-10-8	FSJ-250-10-8	EJ-250-10-8	EBJ-250-10-8	EMJ-250-10-8	EBMJ-250-10-8	EFJ-250-10-8	EFMJ-250-10-8
7/8"-14 (5/8")	5/8"	MSJ-250-10	FSJ-250-10	EJ-250-10	EBJ-250-10	EMJ-250-10	EBMJ-250-10	EFJ-250-10	EFMJ-250-10
1 1/16"-12 (3/4")	5/8"	MSJ-250-12-10	FSJ-250-12-10	EJ-250-12-10	EBJ-25-12-10	EMJ-250-12-10	EBMJ-250-12-10	EFJ-250-12-10	EFMJ-250-12-10
1 1/16"-12 (3/4")	3/4"	MSJ-250-12	FSJ-250-12	EJ-250-12	EBJ-250-12	EMJ-250-12	EBMJ-250-12	EFJ-250-12	EFMJ-250-12
1 5/16"-12 (1")	3/4"	MSJ-250-16-12	FSJ-250-16-12	EJ-250-16-12	EBJ-250-16-12	EMJ-250-16-12	EBMJ-250-16-12	EFJ-250-16-12	EFMJ-250-16-12
1 5/16"-12 (1")	1"	MSJ-250-16	FSJ-250-16	EJ-250-16	EBJ-250-16	EMJ-250-16	EBMJ-250-16	EFJ-250-16	EFMJ-250-16
1 5/8"-12 (1 1/4")	1 1/4"	MSJ-250-20	FSJ-250-20	EJ-250-20	EBJ-250-20	EMJ-250-20	EBMJ-250-20	EFJ-250-20	EFMJ-250-20
1 7/8"-12 (1 1/2")	1 1/2"	MSJ-250-24	FSJ-250-24	EJ-250-24	EBJ-250-24	EMJ-250-24	EBMJ-250-24	EFJ-250-24	EFMJ-250-24
2 1/2"-12 (2")	2"	MSJ-250-32	FSJ-250-32	EJ-250-32	EBJ-250-32	EMJ-250-32	EBMJ-250-32	EFJ-250-32	EFMJ-250-32

# SWAGE FITTINGS IN STAINLESS STEEL

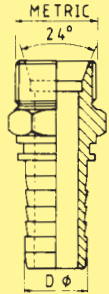
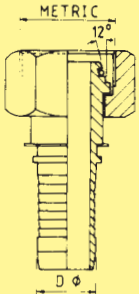
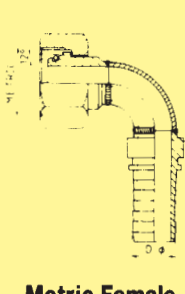
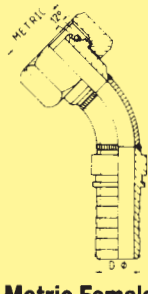
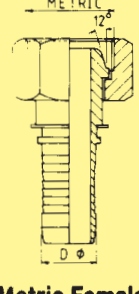
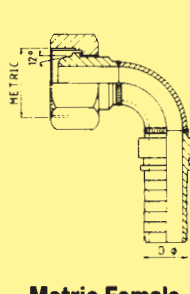
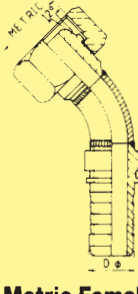


HOSE SIZE	 Swage Ferrule (Skive)		 Swage Ferrule (Non-Skive)	
	R1A Hose	R2A Hose	R1AT Hose	R2AT Hose
	Part No.	Part No.	Part No.	Part No.
3/16"	FR1A-250-3	FR2A-250-3	FR1AT-250-3	FR2AT-250-3
1/4"	FR1A-250-4	FR2A-250-4	FR1AT-250-4	FR2AT-250-4
5/16"	FR1A-250-5	FR2A-250-5	FR1AT-250-5	FR2AT-250-5
3/8"	FR1A-250-6	FR2A-250-6	FR1AT-250-6	FR2AT-250-6
1/2"	FR1A-250-8	FR2A-250-8	FR1AT-250-8	FR2AT-250-8
5/8"	FR1A-250-10	FR2A-250-10	FR1AT-250-10	FR2AT-250-10
3/4"	FR1A-250-12	FR2A-250-12	FR1AT-250-12	FR2AT-250-12
1"	FR1A-250-16	FR2A-250-16	FR1AT-250-16	FR2AT-250-16
1 1/4"	FR1A-250-20	FR2A-250-20	SKIVING RECOMMEND FOR THESE SIZES	
1 1/2"	FR1A-250-24	FR2A-250-24		
2"	FR1A-250-32	FR2A-250-32		

STAND PIPE SIZE 'D' Ø	HOSE SIZE 'D' Ø	 Straight Spigot Standpipe	 90° Swept Spigot Standpipe	 90° Block Spigot Standpipe	 45° Swept Spigot Standpipe
		Part No.	Part No.	Part No.	Part No.
		1/4"	1/4"	SP-250-4	ESP-250-4
6mm	1/4"	SPM-250-6-4	ESPM-250-6-4	EBSPM-250-6-4	EFSPM-250-6-4
8mm	1/4"	SPM-250-8-4	ESPM-250-8-4	EBSPM-250-8-4	EFSPM-250-8-4
8mm	5/16"	SPM-250-8-5	ESPM-250-8-5	EBSPM-250-8-5	EFSPM-250-8-5
3/8"	3/8"	SP-250-6	ESP-250-6		EFSP-250-6
10mm	3/8"	SPM-250-10-6	ESPM-250-10-6	EBSPM-250-10-6	EFSPM-250-10-6
1/2"	3/8"	SP-250-8-6	ESP-250-8-6	EBSP-250-8-6	EFSP-250-8-6
1/2"	1/2"	SP-250-8	ESP-250-8	EBSP-250-8	EFSP-250-8
12mm	3/8"	SPM-250-12-6	ESPM-250-12-6	EBSPM-250-12-6	EFSPM-250-12-6
12mm	1/2"	SPM-250-12-8	ESPM-250-12-8	EBSPM-250-12-8	EFSPM-250-12-8
14mm	1/2"	SPM-250-14-8	ESPM-250-14-8	EBSPM-250-14-8	EFSPM-250-14-8
14mm	5/8"	SPM-250-14-10	ESPM-250-14-10	EBSPM-250-14-10	EFSPM-250-14-10
16mm	3/4"	SPM-250-16-12	ESPM-250-16-12	EBSPM-250-16-12	EFSPM-250-16-12
3/4"	3/4"	SP-250-12	ESP-250-12	EBSP-250-12	EFSP-250-12
20mm	3/4"	SPM-250-20-12	ESPM-250-20-12	EBSPM-250-20-12	EFSPM-250-20-12
25mm	1"	SPM-250-25-16	ESPM-250-25-16	EBSPM-250-25-16	EFSPM-250-25-16
1"	1"	SP-250-16	ESP-250-16	EBSP-250-16	EFSP-250-16

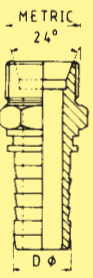
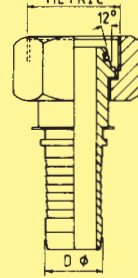
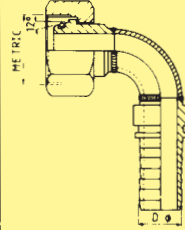
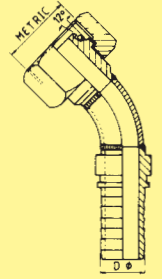

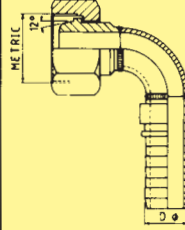
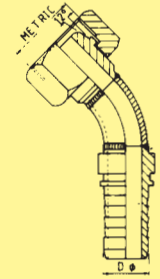
# SWAGE FITTINGS IN STAINLESS STEEL



METRIC 'L' SERIES									
THREAD SIZE	TUBE SIZE (mm)	HOSE SIZE 'D' Ø (in)	Metric Male Spigot	Metric Female Swivel 'O.R.' Spigot	Metric Female Swivel 90° 'OR' Spigot	Metric Female Swivel 45° 'OR' Spigot	Metric Female Swivel Multi Seal Spigot	Metric Female Swivel 90° Multi Seal Spigot	Metric Female Swivel 45° Multi Seal Spigot
			Part No.	Part No.	Part No.	Part No.	Part No.	Part No.	Part No.
M14 x 1.5	8	1/4"	MCSM-250-8L-14-4	FSMO-250-8L-14-4	EMO-250-8L-14-4	EFMO-250-8L-14-4	FSMM-250-8L-14-4	EMM-250-8L-14-4	EFMM-250-8L-14-4
M16 x 1.5	10	1/4"	MCSM-250-10L-16-4	FSMO-250-10L-16-4	EMO-250-10L-16-4	EFMO-250-10L-16-4	FSMM-250-10L-16-4	EMM-250-10L-16-4	EFMM-250-10L-16-4
M16 x 1.5	10	5/16"	MCSM-250-10L-16-5	FSMO-250-10L-16-5	EMO-250-10L-16-5	EFMO-250-10L-16-5	FSMM-250-10L-16-5	EMM-250-10L-16-5	EFMM-250-10L-16-5
M18 x 1.5	12	5/16"	MCSM-250-12L-18-5	FSMO-250-12L-18-5	EMO-250-12L-18-5	EFMO-250-12L-18-5	FSMM-250-12L-18-5	EMM-250-12L-18-5	EFMM-250-12L-18-5
M18 x 1.5	12	3/8"	MCSM-250-12L-18-6	FSMO-250-12L-18-6	EMO-250-12L-18-6	EFMO-250-12L-18-6	FSMM-250-12L-18-6	EMM-250-12L-18-6	EFMM-250-12L-18-6
M22 x 1.5	15	3/8"	MCSM-250-15L-22-6	FSMO-250-15L-22-6	EMO-250-15L-22-6	EFMO-250-15L-22-6	FSMM-250-15L-22-6	EMM-250-15L-22-6	EFMM-250-15L-22-6
M22 x 1.5	15	1/2"	MCSM-250-15L-22-8	FSMO-250-15L-22-8	EMO-250-15L-22-8	EFMO-250-15L-22-8	FSMM-250-15L-22-8	EMM-250-15L-22-8	EFMM-250-15L-22-8
M26 x 1.5	18	1/2"	MCSM-250-18L-26-8	FSMO-250-18L-26-8	EMO-250-18L-26-8	EFMO-250-18L-26-8	FSMM-250-18L-26-8	EMM-250-18L-26-8	EFMM-250-18L-26-8
M26 x 1.5	18	5/8"	MCSM-250-18L-26-10	FSMO-250-18L-26-10	EMO-250-18L-26-10	EFMO-250-18L-26-10	FSMM-250-18L-26-10	EMM-250-18L-26-10	EFMM-250-18L-26-10
M30 x 2.0	22	5/8"	MCSM-250-22L-30-10	FSMO-250-22L-30-10	EMO-250-22L-30-10	EFMO-250-22L-30-10	FSMM-250-22L-30-10	EMM-250-22L-30-10	EFMM-250-22L-30-10
M30 x 2.0	22	3/4"	MCSM-250-22L-30-12	FSMO-250-22L-30-12	EMO-250-22L-30-12	EFMO-250-22L-30-12	FSMM-250-22L-30-12	EMM-250-22L-30-12	EFMM-250-22L-30-12
M36 x 2.0	28	3/4"	MCSM-250-28L-36-12	FSMO-250-28L-36-12	EMO-250-28L-36-12	EFMO-250-28L-36-12	FSMM-250-28L-36-12	EMM-250-28L-36-12	EFMM-250-28L-36-12
M36 x 2.0	28	1"	MCSM-250-28L-36-16	FSMO-250-28L-36-16	EMO-250-28L-36-16	EFMO-250-28L-36-16	FSMM-250-28L-36-16	EMM-250-28L-36-16	EFMM-250-28L-36-16
M45 x 2.0	35	1"	MCSM-250-35L-45-16	FSMO-250-35L-45-16	EMO-250-35L-45-16	EFMO-250-35L-45-16	FSMM-250-35L-45-16	EMM-250-35L-45-16	EFMM-250-35L-45-16
M45 x 2.0	35	1 1/4"	MCSM-250-35L-45-20	FSMO-250-35L-45-20	EMO-250-35L-45-20	EFMO-250-35L-45-20	FSMM-250-35L-45-20	EMM-250-35L-45-20	EFMM-250-35L-45-20
M52 x 2.0	42	1 1/4"	MCSM-250-42L-52-20	FSMO-250-42L-52-20	EMO-250-42L-52-20	EFMO-250-42L-52-20	FSMM-250-42L-52-20	EMM-250-42L-52-20	EFMM-250-42L-52-20
M52 x 2.0	42	1 1/2"	MCSM-250-42L-52-24	FSMO-250-42L-52-24	EMO-250-42L-52-24	EFMO-250-42L-52-24	FSMM-250-42L-52-24	EMM-250-42L-52-24	EFMM-250-42L-52-24

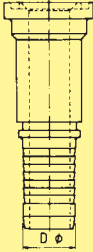
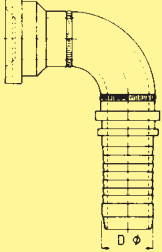
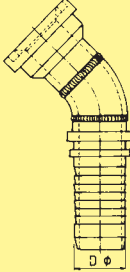
# SWAGE FITTINGS IN STAINLESS STEEL



METRIC 'S' SERIES									
THREAD SIZE	TUBE SIZE (mm)	HOSE SIZE 'D' Ø (ins)	Metric Male Spigot	Metric Female Swivel 'OR' Spigot	Metric Female Swivel 90° 'OR' Spigot	Metric Female Swivel 45° 'OR' Spigot	Metric Female Swivel Multi Seal Spigot	Metric Female Swivel 90° Multi Seal Spigot	Metric Female Swivel 45° Multi Seal Spigot
			Part No.	Part No.	Part No.	Part No.	Part No.	Part No.	Part No.
M14 x 1.5	6	1/4"	MCSM-250-6S-14-4	FSMO-250-6S-14-4	EMO-250-6S-14-4	EFMO-250-6S-14-4	FSMM-250-6S-14-4	EMM-250-6S-14-4	EFMM-250-6S-14-4
M16 x 1.5	8	5/16"	MCSM-250-8S-16-5	FSMO-250-8S-16-5	EMO-250-8S-16-5	EFMO-250-8S-16-5	FSMM-250-8S-16-5	EMM-250-8S-16-5	EFMM-250-8S-16-5
M16 x 1.5	8	3/8"	MCSM-250-8S-16-6	FSMO-250-8S-16-6	EMO-250-8S-16-6	EFMO-250-8S-16-6	FSMM-250-8S-16-6	EMM-250-8S-16-6	EFMM-250-8S-16-6
M18 x 1.5	10	5/16"	MCSM-250-10S-18-5	FSMO-250-10S-18-5	EMO-250-10S-18-5	EFMO-250-10S-18-5	FSMM-250-10S-18-5	EMM-250-10S-18-5	EFMM-250-10S-18-5
M18 x 1.5	10	3/8"	MCSM-250-10S-18-6	FSMO-250-10S-18-6	EMO-250-10S-18-6	EFMO-250-10S-18-6	FSMM-250-10S-18-6	EMM-250-10S-18-6	EFMM-250-10S-18-6
M20 x 1.5	12	3/8"	MCSM-250-12S-20-6	FSMO-250-12S-20-6	EMO-250-12S-20-6	EFMO-250-12S-20-6	FSMM-250-12S-20-6	EMM-250-12S-20-6	EFMM-250-12S-20-6
M20 x 1.5	12	1/2"	MCSM-250-12S-20-8	FSMO-250-12S-20-8	EMO-250-12S-20-8	EFMO-250-12S-20-8	FSMM-250-12S-20-8	EMM-250-12S-20-8	EFMM-250-12S-20-8
M22 x 1.5	14	3/8"	MCSM-250-14S-22-6	FSMO-250-14S-22-6	EMO-250-14S-22-6	EFMO-250-14S-22-6	FSMM-250-14S-22-6	EMM-250-14S-22-6	EFMM-250-14S-22-6
M22 x 1.5	14	1/2"	MCSM-250-14S-22-8	FSMO-250-14S-22-8	EMO-250-14S-22-8	EFMO-250-14S-22-8	FSMM-250-14S-22-8	EMM-250-14S-22-8	EFMM-250-14S-22-8
M24 x 1.5	16	1/2"	MCSM-250-16S-24-8	FSMO-250-16S-24-8	EMO-250-16S-24-8	EFMO-250-16S-24-8	FSMM-250-16S-24-8	EMM-250-16S-24-8	EFMM-250-16S-24-8
M24 x 1.5	16	5/8"	MCSM-250-16S-24-10	FSMO-250-16S-24-10	EMO-250-16S-24-10	EFMO-250-16S-24-10	FSMM-250-16S-24-10	EMM-250-16S-24-10	EFMM-250-16S-24-10
M30 x 2.0	20	5/8"	MCSM-250-20S-30-10	FSMO-250-20S-30-10	EMO-250-20S-30-10	EFMO-250-20S-30-10	FSMM-250-20S-30-10	EMM-250-20S-30-10	EFMM-250-20S-30-10
M30 x 2.0	20	3/4"	MCSM-250-20S-30-12	FSMO-250-20S-30-12	EMO-250-20S-30-12	EFMO-250-20S-30-12	FSMM-250-20S-30-12	EMM-250-20S-30-12	EFMM-250-20S-30-12
M36 x 2.0	25	3/4"	MCSM-250-25S-36-12	FSMO-250-25S-36-12	EMO-250-25S-36-12	EFMO-250-25S-36-12	FSMM-250-25S-36-12	EMM-250-25S-36-12	EFMM-250-25S-36-12
M36 x 2.0	25	1"	MCSM-250-25S-36-16	FSMO-250-25S-36-16	EMO-250-25S-36-16	EFMO-250-25S-36-16	FSMM-250-25S-36-16	EMM-250-25S-36-16	EFMM-250-25S-36-16
M42 x 2.0	30	1"	MCSM-250-30S-42-16	FSMO-250-30S-42-16	EMO-250-30S-42-16	EFMO-250-30S-42-16	FSMM-250-30S-42-16	EMM-250-30S-42-16	EFMM-250-30S-42-16
M52 x 2.0	38	1 1/4"	MCSM-250-38S-52-20	FSMO-250-38S-52-20	EMO-250-38S-52-20	EFMO-250-38S-52-20	FSMM-250-38S-52-20	EMM-250-38S-52-20	EFMM-250-38S-52-20

# SWAGE FITTINGS IN STAINLESS STEEL



SAE FLANGE SIZE	HOSE SIZE 'D' Ø	 SAE Flange Head Straight Spigot 3000 lb                      6000 lb		 SAE Flange Head 90° Spigot 3000 lb                      6000 lb		 SAE Flange Head 45° Spigot 3000 lb                      6000 lb	
		Part No.	Part No.	Part No.	Part No.	Part No.	Part No.
		1/2"	1/4"	FHS-3-250-8-4	FHS-6-250-8-4	EFH-3-250-8-4	EFH-6-250-8-4
1/2"	5/16"	FHS-3-250-8-5	FHS-6-250-8-5	EFH-3-250-8-5	EFH-6-250-8-5	EFFH-3-250-8-5	EFFH-6-250-8-5
1/2"	3/8"	FHS-3-250-8-6	FHS-6-250-8-6	EFH-3-250-8-6	EFH-6-250-8-6	EFFH-3-250-8-6	EFFH-6-250-8-6
1/2"	1/2"	FHS-3-250-8	FHS-6-250-8	EFH-3-250-8	EFH-6-250-8	EFFH-3-250-8	EFFH-6-250-8
3/4"	3/8"	FHS-3-250-12-6	FHS-6-250-12-6	EFH-3-250-12-6	EFH-6-250-12-6	EFFH-3-250-12-6	EFFH-6-250-12-6
3/4"	1/2"	FHS-3-250-12-8	FHS-6-250-12-8	EFH-3-250-12-8	EFH-6-250-12-8	EFFH-3-250-12-8	EFFH-6-250-12-8
3/4"	5/8"	FHS-3-250-12-10	FHS-6-250-12-10	EFH-3-250-12-10	EFH-6-250-12-10	EFFH-3-250-12-10	EFFH-6-250-12-10
3/4"	3/4"	FHS-3-250-12	FHS-6-250-12	EFH-3-250-12	EFH-6-250-12	EFFH-3-250-12	EFFH-6-250-12
1"	5/8"	FHS-3-250-16-10	FHS-6-250-16-10	EFH-3-250-16-10	EFH-6-250-16-10	EFFH-3-250-16-10	EFFH-6-250-16-10
1"	3/4"	FHS-3-250-16-12	FHS-6-250-16-12	EFH-3-250-16-12	EFH-6-250-16-12	EFFH-3-250-16-12	EFFH-6-250-16-12
1"	1"	FHS-3-250-16	FHS-6-250-16	EFH-3-250-16	EFH-6-250-16	EFFH-3-250-16	EFFH-6-250-16
1 1/4"	1"	FHS-3-250-20-16	FHS-6-250-20-16	EFH-3-250-20-16	EFH-6-250-20-16	EFFH-3-250-20-16	EFFH-6-250-20-16
1 1/4"	1 1/4"	FHS-3-250-20	FHS-6-250-20	EFH-3-250-20	EFH-6-250-20	EFFH-3-250-20	EFFH-6-250-20
1 1/2"	1 1/4"	FHS-3-250-24-20	FHS-6-250-24-20	EFH-3-250-24-20	EFH-6-250-24-20	EFFH-3-250-24-20	EFFH-6-250-24-20
1 1/2"	1 1/2"	FHS-3-250-24	FHS-6-250-24	EFH-3-250-24	EFH-6-250-24	EFFH-3-250-24	EFFH-6-250-24
2"	1 1/2"	FHS-3-250-32-24	FHS-6-250-32-24	EFH-3-250-32-24	EFH-6-250-32-24	EFFH-3-250-32-24	EFFH-6-250-32-24
2"	2"	FHS-3-250-32	FHS-6-250-32	EFH-3-250-32	EFH-6-250-32	EFFH-3-250-32	EFFH-6-250-32

### SWAGE DIAMETERS

HOSE SIZE	SAE 100 R1A FR1A		SAE 100 R1AT FR1AT		SAE 100 R2A FR2A		SAE 100 R2AT FR2AT		SAE 100 R9R FR9R	
	SWAGE O.D.	SKIVE LENGTH	SWAGE O.D.	SKIVE LENGTH	SWAGE O.D.	SKIVE LENGTH	SWAGE O.D.	SKIVE LENGTH	SWAGE O.D.	SKIVE LENGTH
1/4"	17.53	23.80	15.90	N/A	17.35	21.84	18.50	N/A	19.99	35.00
3/8"	21.11	25.78	20.20	N/A	22.30	23.75	21.60	N/A	23.39	38.00
1/2"	25.15	25.78	24.60	N/A	25.78	23.88	26.00	N/A	27.00	37.08
5/8"	27.79	26.67	28.40	N/A	9.51	25.91	29.80	N/A	28.75	40.00
3/4"	31.50	32.13	31.00	N/A	33.91	29.97	33.20	N/A	34.09	50.00
1"	39.37	38.10	40.50	N/A	41.81	36.07	42.70	N/A	42.70	64.00
1. 1/4"	47.68	42.72	N/A	N/A	51.05	45.85	N/A	N/A	N/A	N/A
1. 1/2"	54.61	45.97	N/A	N/A	57.38	45.97	N/A	N/A	N/A	N/A
2"	67.54	64.77	N/A	N/A	71.63	64.77	N/A	N/A	N/A	N/A

The above swage diameters are for the guidance only, and should produce an insert bore collapse which dose not exceed 0.508mm. A slight adjustment of swage diameters may be required to accommodate extreme hose tolerance conditions. ( All the above dimensions are in millimeters )